

STATISTICAL RECAPITULATION OF 1986 GENERAL ELECTION RETURNS

for

DELEGATE TO UNITED STATES HOUSE OF REPRESENTATIVES,

GOVERNOR AND LIEUTENANT GOVERNOR

and

SENATORS OF THE SEVENTEENTH LEGISLATURE OF THE VIRGIN ISLANDS

Prepared by: *Henrita Todman*  
Henrita Todman  
Supervisor of Elections

Statistical Recapitulation of 1986 General Election Returns  
According to Polling Places, Continued

DISTRICT OF ST. THOMAS-ST. JOHN

ISLAND OF ST. THOMAS

POLLING PLACES


- Jefferson School Annex in CAHS YARD
- Oswald Harris Court Community Center
- Charlotte Amalie High School (CAFETERIA)
- Winston Raymo Recreation Center (NORTH)
- Winston Raymo Recreation Center (SOUTH)
- Dober School (SOUTH)
- Dober School (NORTH)
- Evelyn Marcelli School
- Frenchtown Kindergarten School
- Charlotte Amalie High School (GM - I)
- Charlotte Amalie High School (GM - II)
- Joseph Gomez School (ROOM 10)
- Joseph Gomez School (ROOM 7)
- Joseph Gomez School (ROOM 6)
- Joseph Gomez School (ROOM 5)
- Joseph Gomez School (ROOM 4)
- Joseph Gomez School (ROOM 3)
- Joseph Gomez School (ROOM 2)
- Ivanna Eudora Kean School (CAFETERIA)
- Ivanna Eudora Kean School (GYMNASIUM)
- Bertha C. Boschulte School (SECTION I)
- Bertha C. Boschulte School (SECTION II)

SUB-TOTAL

DELEGATE TO HOUSE OF REPRESENTATIVES

DE LUGO, RONALD (RON) (DEMOCRAT)

Individual Votes	GENERAL ELECTION		Total Votes
	Straight Party Votes		
228	37		265
341	40		381
208	28		236
277	31		308
418	46		464
359	45		404
343	52		395
358	33		391
448	25		473
344	25		369
262	26		288
420	32		452
315	44		359
340	27		367
279	33		312
328	52		380
358	38		396
321	34		355
255	25		280
252	29		281
290	35		325
223	25		248
<u>6,967</u>	<u>762</u>		<u>7,729</u>



Statistical Recapitulation of 1986 General Election Returns  
According to Polling Places, Continued

DELEGATE TO HOUSE OF REPRESENTATIVES

DISTRICT OF ST. THOMAS-ST. JOHN

ISLAND OF ST. THOMAS (CONTINUED)

DE LUGO, RONALD (RON) (DEMOCRAT)

POLLING PLACES

SUB-TOTAL From Page 3.

Joseph Sibilly School (BIDG. A-I)  
Joseph Sibilly School (BIDG. A-II)  
Joseph Sibilly School (BIDG. B)  
Ulla F. Muller School (CAFETERIA)  
Ulla F. Muller School (ROOM 13)  
Ulla F. Muller School (ROOM 18)  
Michael J. Kirwan Elementary School (ROOM 21)  
Michael J. Kirwan Elementary School (ROOM 22)  
SUB-TOTAL (ST. THOMAS)

Individual Votes	GENERAL ELECTION		Total Votes
	Straight Party Votes		
6,967	762		7,729
359	23		382
320	24		344
442	33		475
394	27		421
302	30		332
313	25		338
451	21		472
468	34		502
<u>10,016</u>	<u>979</u>		<u>10,995</u>

ISLAND OF ST. JOHN

Julius E. Sprauve School (SECTION I), (Cruz Bay)  
Julius E. Sprauve School (SECTION II), (Cruz Bay)  
Guy Benjamin School (Coral Bay)  
SUB-TOTAL (ST. JOHN)  
ABSENTEE  
GRAND TOTAL

310	19	329
283	26	309
151	13	164
<u>744</u>	<u>58</u>	<u>802</u>
216	35	251
<u>10,976</u>	<u>1,072</u>	<u>12,048</u>



Statistical Recapitulation of 1986 General Election Returns  
According to Polling Places, Continued

ISLAND OF ST. CROIX

Christiansted Division

DELEGATE TO HOUSE OF REPRESENTATIVES

POLLING PLACES	DE LUGO, RONALD (RON)		Total Votes
	Individual Votes	GENERAL ELECTION Straight Party Votes	
St. Mary's School	232	37	269
D. Hamilton Jackson Terrace	333	39	372
Theodora Durbavyn School (NO. I)	262	17	279
Theodora Durbavyn School (NO. II)	287	27	314
Theodora Durbavyn School (NO. III)	303	18	321
Elena Christian Junior High School (NO. I)	415	37	452
Elena Christian Junior High School (NO. II)	384	35	419
St. Croix Central High School (NO. I)	180	20	200
St. Croix Central High School (NO. II)	216	23	239
Pearl B. Larsen School (NO. I)	321	13	334
Pearl B. Larsen School (NO. II)	324	28	352
Pearl B. Larsen School (NO. III)	316	24	340
John F. Kennedy Project	300	36	336
Ralph De Chabert Project	165	31	196
Lew Muckle School (NO. I)	335	52	387
Lew Muckle School (NO. II)	375	34	409
Lew Muckle School (NO. III)	339	27	366
Charles H. Emanuel School (NO. I)	459	37	496
Charles H. Emanuel School (NO. II)	397	36	433
<u>SUB-TOTAL (CHRISTIANSTED)</u>	<u>5,943</u>	<u>571</u>	<u>6,514</u>




Statistical Recapitulation of 1986 General Election Returns  
According to Polling Places, Continued

ISLAND OF ST. CROIX

Frederiksted Division

DELEGATE TO HOUSE OF REPRESENTATIVES

POLLING PLACES	DE LUJO, RONALD (RON)		Total Votes
	Individual Votes	GENERAL ELECTION Straight party Votes	
Claude O. Markoe School (NO. I)	251	34	285
Claude O. Markoe School (NO. II)	309	47	356
Claude O. Markoe School (NO. III)	276	36	312
Alexander Henderson School (NO. I)	292	34	326
Alexander Henderson School (NO. II)	332	46	378
Alexander Henderson School (NO. III)	373	33	406
Eulalie Rivera School (NO. I)	340	34	374
Eulalie Rivera School (NO. II)	277	36	313
St. Gerard's Hall	269	40	309
SUB-TOTAL (FREDERIKSTED)	2,719	340	3,059
SUB-TOTAL (CHRISTIANSTED)	5,943	571	6,514
ABSENTEE	128	18	146
GRAND TOTAL	8,790	929	9,719



ELECTION SYSTEM OF THE VIRGIN ISLANDS

P.O. Box 6038 - St. Thomas, V.I. 00801  
 P.O. Box 1501 - Frederiksted, St. Croix, V.I. 00840  
 P.O. Box 888 - Christianssted, St. Croix, V.I. 00820

SUMMARY OF 1986 GENERAL ELECTION RETURNS  
 for  
 SENATORIAL CANDIDATES

St. Thomas-	St. John	St. Croix	Total
7,296	3,062	7,409	17,767
3,960	962	3,960	7,922
530	246	530	1,306
2,097	1,525	2,097	5,719
1,668	727	1,668	4,063
5,910	2,585	5,910	14,405

SENATOR AT LARGE

* ROBERT O'CONNOR, JR. (INDEPENDENT)	4,234	7,409	11,643
ATTORNEY HENRY E. THOMAS, SR. (ICM)	2,998	7,409	10,407
ALVIN L. NEWTON (INDEPENDENT)	284	7,409	7,693
WILLIAM BELARDO (INDEPENDENT)	572	7,409	7,981
LLEWELLYN SEWER (REPUBLICAN)	941	7,409	8,350
CLEONE CREQUE MAYNARD (DEMOCRAT)	3,325	7,409	10,734

SENATOR, DISTRICT OF ST. THOMAS-ST. JOHN

* O'NEAL MOOLENAAR (INDEPENDENT)	2,090	7,409	9,499
* CLEMENT "Cain" MAGRAS (INDEPENDENT)	7,409	7,409	14,818
* BINGLEY G. RICHARDSON, SR. (DEMOCRAT)	7,877	7,409	15,286
* DAVID A. PURITZ (DEMOCRAT)	6,215	7,409	13,624
SAMUEL B. KING (INDEPENDENT)	1,781	7,409	9,190
* LORRAINE L. BERRY (INDEPENDENT)	6,975	7,409	14,384
JAMES A. O'BRYAN, JR. (INDEPENDENT)	6,203	7,409	13,612
KENNETH (Kenn) HOBSON (INDEPENDENT)	2,731	7,409	10,140
VERNON C. WALWYN, I (INDEPENDENT)	569	7,409	7,978
CHARLES C. HULL (INDEPENDENT)	732	7,409	8,141
* VIRGIN C. BROWN (ICM)	8,218	7,409	15,627
GAYLORD A. SPRAUVE (DEMOCRAT)	5,928	7,409	13,337
* ALLAN PAUL SHATKIN (DEMOCRAT)	7,312	7,409	14,721
* IVER A. STRIDIRON (DEMOCRAT)	7,195	7,409	14,604
CHARLES "Big Sau" GREENE (INDEPENDENT)	878	7,409	8,287
STEDMANN HODGE, ESQ. (INDEPENDENT)	3,856	7,409	11,265
HALVOR HART, JR. (INDEPENDENT)	2,618	7,409	10,027

SENATOR, DISTRICT OF ST. CROIX

FRANK ELMO JACOBS, JR. (DEMOCRAT)	2,141	2,141	4,282
GLENN "Butcher" BROWN (INDEPENDENT)	852	2,141	2,993
MICHAEL CLIFF (INDEPENDENT)	889	2,141	3,030
* DOUGLAS E. CANTON (INDEPENDENT)	3,503	2,141	5,644
KEITH C. O'NEALE (INDEPENDENT)	2,568	2,141	4,709
RANDALL JOHNS (INDEPENDENT)	2,086	2,141	4,227
* JOHN A. BELL (DEMOCRAT)	6,151	2,141	8,292
EDGAR M. ILES (DEMOCRAT)	2,896	2,141	5,037
VALMY THOMAS (INDEPENDENT)	1,326	2,141	3,467
JORGE (Tito) GALIBER (INDEPENDENT)	1,256	2,141	3,397
DAVID A. BENJAMIN (INDEPENDENT)	2,709	2,141	4,850
* BENT LAWARTZ (DEMOCRAT)	4,389	2,141	6,530
PATRICK N. WILLIAMS (INDEPENDENT)	2,163	2,141	4,304
* ALICIA TORRES JAMES (INDEPENDENT)	3,406	2,141	5,547
ATTORNEY G. LUZ A. JAMES (INDEPENDENT)	1,592	2,141	3,733
* HOLLAND L. REDFIELD, II (REPUBLICAN)	4,528	2,141	6,669
HERNANDO (Nando-Ike) T. WILLIAMS (REPUBLICAN)	663	2,141	2,804
HECTOR L. CINTRON (INDEPENDENT)	1,237	2,141	3,378
ARMANDO SUAREZ, JR. (INDEPENDENT)	2,176	2,141	4,317
* RUBY M. ROUSS (DEMOCRAT)	5,640	2,141	7,781
* ALICIA (Chucky) HANSEN (INDEPENDENT)	3,783	2,141	5,924
WILLIAM S. (Bill) HARVEY (DEMOCRAT)	2,632	2,141	4,773
RAYMOND "Usie" RICHARDS (ICM)	2,687	2,141	4,828

\*elected to 17th Legislature of Virgin Islands

ELECTION SYSTEM OF THE VIRGIN ISLANDS

P.O. Box 6038 - St. Thomas, V.I. 00801  
 P.O. Box 1501 - Frederiksted, St. Croix, V.I. 00840  
 P.O. Box 888 - Christiansted, St. Croix, V.I. 00820

Statistical Recapitulation of the 1986  
 General Election returns

Page 26a.

Five (5) teams of candidates participated in the general election of November 4, 1986 for the position of Governor and Lieutenant Governor. None of the teams received a majority of the votes cast at the said general election and a runoff election was held on November 18, 1986.

At the runoff election of November 18, 1986 the team of ALEXANDER A. FARRELLY for Governor and DEREK M. HODGE for Lieutenant Governor won; that was the team running as candidates for the DEMOCRATIC PARTY OF THE VIRGIN ISLANDS.

A summary of the results of the general election and the runoff election insofar as the candidates participating for the position of GOVERNOR and LIEUTENANT GOVERNOR follows.

GENERAL ELECTION

St. Thomas- St. John	St. Croix	Total
18,167	16,016	34,183
Registered Voters		
Ballots Cast (including valid, spoiled, blank)	14,172	12,205
		26,377

ADELBERT M. BRYAN for Governor and DR. GILBERT A. SPRAUVE for Lt. Governor ICM	4,486	3,275	7,761 or 29.4%
ALEXANDER A. FARRELLY for Governor and DEREK M. HODGE for Lt. Governor DEMO	7,513	4,593	12,106 or 45.9%
JULIO A. BRADY for Governor and LILLIANA BELARDO DE O'NEAL ) REP for Lt. Governor	364	1,840	2,204 or 8.4%
WILLIAM S. CROW for Governor and FARNEST S. DANIELS for Lt. Governor IND	25	7	32 or .12%
ROY L. SCHNEIDER for Governor and RODERICK E. MOOREHEAD for Lt. Governor IND	1,723	1,786	3,509 or 13.3%

ELECTION SYSTEM OF THE VIRGIN ISLANDS

P.O. Box 6038 - St. Thomas, V.I. 00801  
 P.O. Box 1501 - Frederiksted, St. Croix, V.I. 00840  
 P.O. Box 888 - Christiansted, St. Croix, V.I. 00820

Statistical Recapitulation of the 1986  
 General Election Returns

Page 26b.

As stated before, since none of the candidates for Governor and Lieutenant Governor received a majority of the votes cast at the general election of November 4, 1986, a RUNOFF ELECTION was held on NOVEMBER 18, 1986.

The following is a summary of the said RUNOFF ELECTION:

	St. Thomas	St. John	St. Croix	Total
Registered Voters	18,167	16,016	34,183	
-----				
Spilled Ballots	73	80	153	
Blank Ballots	44	30	74	
VALID BALLOTS	14,109	11,525	25,634	
TOTAL VOTED:	14,226	11,635	25,861	
-----				

The 25,634 valid votes are distributed as follows:

ADELBERT M. BRYAN for Governor )  
 and )  
 DR. GILBERT A. SPRAUVE )  
 for Lt. Governor )  
 ICM )

4,987 3,822


8,809 or 34.4%

ALEXANDER A. FARRELLY )  
 for Governor )  
 and )  
 DEREK M. HODGE )  
 for Lt. Governor )  
 DEMO )

9,122 7,703

16,825 or 65.6%

Henrita Todman  
 Supervisor of Elections





Statistical Recapitulation of 1986 General Election Returns  
According to Polling Places, Continued

Page 27.

DISTRICT OF ST. THOMAS-ST. JOHN

ISLAND OF ST. THOMAS

SENATORS AT LARGE

ROBERT O'CONNOR, JR. (INDEPENDENT)

POLLING PLACES	GENERAL ELECTION	RECOUNT	COURT ORDERED RECANVASS OF: Spoiled Ballots	FINAL COUNT
	(Nov. 4, 1986)	(Nov. 22, 1986)		(Jan. 15, 1987) Recount Plus (+) Spoiled Ballots
Jefferson School Annex in CAHS YARD	97	93	0	93
Oswald Harris Court Community Center	122	129	0	129
Charlotte Amalie High School (Cafeteria)	73	73	0	73
Winston Raymo Recreation Center (NORTH)	112	111	0	111
Winston Raymo Recreation Center (SOUTH)	183	185	0	185
Dober School (SOUTH)	115	116	0	117
Dober School (NORTH)	115	112	1	112
Evelyn Marcelli School	126	126	0	126
Frenchtown Kindergarten School	156	157	0	157
Charlotte Amalie High School (GM - I)	128	128	0	128
Charlotte Amalie High School (GM - II)	104	101	1	102
Joseph Gomez School (ROOM 10)	157	155	0	155
Joseph Gomez School (ROOM 7)	108	108	0	108
Joseph Gomez School (ROOM 6)	104	103	0	103
Joseph Gomez School (ROOM 5)	97	97	0	97
Joseph Gomez School (ROOM 4)	131	132	0	132
Joseph Gomez School (ROOM 3)	142	146	0	146
Joseph Gomez School (ROOM 2)	94	94	0	94
Ivanna Eudora Kean School (CAFETERIA)	102	102	0	102
Ivanna Eudora Kean School (GYMNASIUM)	97	97	0	97
Bertha C. Boschulte School (SECTION I)	116	116	0	116
Bertha C. Boschulte School (SECTION II)	85	85	0	85
SUB TOTAL	<u>2,564</u>	<u>2,566</u>	<u>2</u>	<u>2,568</u>

Statistical Recapitulation of 1986 General Election Returns  
According to Polling Places, Continued

SENATORS AT LARGE

ISLAND OF ST. THOMAS (CONTINUED)

ROBERT O'CONNOR, JR. (INDEPENDENT)

POLLING PLACES	GENERAL ELECTION	RECOUNT	COURT ORDERED	FINAL COUNT
	(Nov. 4, 1986)	(Nov. 22, 1986)	RECANVASS OF: Spoiled Ballots	(Jan. 15, 1987) Recount Plus (+) Spoiled Ballots
<u>SUB-TOTAL From page 27.</u>				
Joseph Sibilly School (BLDG. A-I)	2,564	2,566	2	2,568
Joseph Sibilly School (BLDG. A-II)	118	117	0	117
Joseph Sibilly School (BLDG. A-III)	138	139	1	140
Ulla F. Muller School (CAFETERIA)	181	181	0	181
Ulla F. Muller School (ROOM 13)	142	138	3	141
Ulla F. Muller School (ROOM 18)	127	125	0	125
Michael J. Kirwan Elementary School (ROOM 21)	105	105	0	105
Michael J. Kirwan Elementary School (ROOM 22)	167	166	0	166
<u>SUB-TOTAL (ST. THOMAS)</u>	<u>3,738</u>	<u>3,727</u>	<u>1</u>	<u>3,734</u>

ISLAND OF ST. JOHN

Julius E. Sprauve School (SECTION I), (Cruz Bay)	183	183	1	184
Julius E. Sprauve School (SECTION II), (Cruz Bay)	151	151	0	151
Guy Benjamin School (Coral Bay)	98	99	1	100
<u>SUB-TOTAL (ST. JOHN)</u>	<u>432</u>	<u>433</u>	<u>2</u>	<u>435</u>
ABSENTEE	64	64	1	65
STRAIGHT PARTY VOTES	*	*	*	*
<u>GRAND TOTAL</u>	<u>4,234</u>	<u>4,224</u>	<u>10</u>	<u>4,234</u>

\*Did not run with a political party

Statistical Recapitulation of 1986 General Election Returns  
According to Polling Places, Continued

Page 29.

DISTRICT OF ST. THOMAS-ST. JOHN

ISLAND OF ST. THOMAS

ATTORNEY HENRY E. THOMAS, SR. (I.C.M.)

SENATORS AT LARGE

POLLING PLACES	GENERAL ELECTION	RECOUNT	COURT ORDERED RECANVASS OF: Spoiled Ballots	FINAL COUNT
	(Nov. 4, 1986)	(Nov. 22, 1986)		(Jan. 15, 1987) Recount Plus(+) Spoiled Ballots
<u>Jefferson School Annex in CAHS YARD</u>	71	68	1	69
Oswald Harris Court Community Center	71	68	3	71
Charlote Amalie High School (Cafeteria)	65	65	0	65
Winston Raymo Recreation Center (NORTH)	52	53	2	55
Winston Raymo Recreation Center (SOUTH)	99	98	1	99
Dober School (SOUTH)	95	97	2	99
Dober School (NORTH)	102	102	0	102
Evelyn Marcelli School	131	132	1	133
Frendtown Kindergarten School	63	83	4	87
Charlote Amalie High School (GM - I)	56	56	1	57
Charlote Amalie High School (GM - II)	56	57	0	57
Joseph Gomez School (ROOM 10)	108	109	1	110
Joseph Gomez School (ROOM 7)	86	88	1	89
Joseph Gomez School (ROOM 6)	102	102	1	103
Joseph Gomez School (ROOM 5)	82	83	3	86
Joseph Gomez School (ROOM 4)	94	94	2	96
Joseph Gomez School (ROOM 3)	98	100	4	104
Joseph Gomez School (ROOM 2)	102	105	3	108
Ivanna Eudora Kean School (CAFETERIA)	50	48	0	48
Ivanna Eudora Kean School (GYMNASIUM)	41	41	1	42
Bertha C. Boschulte School (SECTION I)	67	169	0	169
Bertha C. Boschulte School (SECTION II)	62	59	1	60
SUB TOTAL	<u>1,753</u>	<u>1,877</u>	<u>32</u>	<u>1,909</u>

Statistical Recapitulation of 1986 General Election Returns  
According to Polling Places, Continued

Page 30.

SENATORS AT LARGE

ISLAND OF ST. THOMAS (CONTINUED)

ATTORNEY HENRY E. THOMAS, SR. (I.C.M.)

POLLING PLACES	GENERAL ELECTION (Nov. 4, 1986)	RECOUNT (Nov. 22, 1986)	COURT ORDERED RECANVASS OF: Spoiled Ballots	FINAL COUNT (Jan. 15, 1987) Recount Plus (+) Spoiled Ballots
<u>SUB-TOTAL from page 29.</u>	1,753	1,877	32	1,909
Joseph Sibilly School (Bldg. A-I)	53	53	2	55
Joseph Sibilly School (Bldg. A-II)	64	64	1	65
Joseph Sibilly School (Bldg. B)	56	55	0	55
Ula F. Miller School (CAFETERIA)	81	79	0	79
Ula F. Miller School (ROOM 13)	78	79	1	80
Ula F. Miller School (ROOM 18)	67	67	1	68
Michael J. Kirwan Elementary School (ROOM 21)	135	130	0	130
Michael J. Kirwan Elementary School (ROOM 22)	134	136	0	136
<u>SUB-TOTAL (ST. THOMAS)</u>	<u>2,421</u>	<u>2,540</u>	<u>37</u>	<u>2,577</u>

ISLAND OF ST. JOHN

Julius E. Sprauve School (SECTION I), (Cruz Bay)	104	104	2	106
Julius E. Sprauve School (SECTION II), (Cruz Bay)	125	126	1	127
Guy Benjamin School (Coral Bay)	42	41	0	41
<u>SUB-TOTAL (ST. JOHN)</u>	<u>271</u>	<u>271</u>	<u>3</u>	<u>274</u>
<u>ABSENTEE</u>	38	42	1	43
<u>STRAIGHT PARTY VOTES</u>	118	104	**	104
<u>GRAND TOTAL</u>	<u>2,848</u>	<u>2,957</u>	<u>41</u>	<u>2,998</u>

\*\* There were no straight party votes tabulated at the Recanvass

Statistical Recapitulation of 1986 General Election Returns  
According to Polling Places, Continued

Page 31.

DISTRICT OF ST. THOMAS-ST. JOHN

SENATORS AT LARGE

ISLAND OF ST. THOMAS

ALVIN L. NEWTON (INDEPENDENT)

POLLING PLACES

Jefferson School Annex in CAHS YARD  
Oswald Harris Court Community Center  
Charlotte Amalie High School (Cafeteria)  
Winston Raymo Recreation Center (NORTH)  
Winston Raymo Recreation Center (SOUTH)  
Dober School (SOUTH)  
Dober School (NORTH)  
Evelyn Marcelli School  
Frenchtown Kindergarten School  
Charlotte Amalie High School (GM - I)  
Charlotte Amalie High School (GM - II)  
Joseph Gomez School (ROOM 10)  
Joseph Gomez School (ROOM 7)  
Joseph Gomez School (ROOM 6)  
Joseph Gomez School (ROOM 5)  
Joseph Gomez School (ROOM 4)  
Joseph Gomez School (ROOM 3)  
Joseph Gomez School (ROOM 2)  
Ivanna Eudora Kean School (CAFETERIA)  
Ivanna Eudora Kean School (GIMNASIUM)  
Bertha C. Boschulte School (SECTION I)  
Bertha C. Boschulte School (SECTION II)  
SUB TOTAL

GENERAL ELECTION  
(Nov. 4, 1986)

RECOUNT  
(Nov. 22, 1986)

COURT ORDERED  
RECANVASS OF:  
Spoiled Ballots

FINAL COUNT  
(Jan. 15, 1987)  
Recount Plus(+)  
Spoiled Ballots

5	4	0	4
6	6	0	6
9	9	0	9
5	6	0	6
3	3	0	3
6	6	0	6
8	8	0	8
11	9	0	9
4	4	0	4
8	8	0	8
8	8	0	8
7	7	0	7
8	8	0	8
3	65	0	65
3	3	0	3
3	3	0	3
8	7	0	7
9	9	0	9
8	8	0	8
7	7	0	7
6	6	0	6
6	6	0	6
141	200	0	200



Statistical Recapitulation of 1986 General Election Returns  
According to Polling Places, Continued

SENATORS AT LARGE

ISLAND OF ST. THOMAS (CONTINUED)

ALVIN L. NEWTON (INDEPENDENT)


POLLING PLACES	GENERAL ELECTION	RECOUNT	COURT ORDERED	FINAL COUNT
	(Nov. 4, 1986)	(Nov. 22, 1986)	RECANVASS OF: Spoiled Ballots	(Jan. 15, 1987) Recount Plus (+) Spoiled Ballots

SUB-TOTAL from page 31.	141	200	0	200
Joseph Sibilly School (BIDG. A-I)	3	3	0	3
Joseph Sibilly School (BIDG. A-II)	3	3	0	3
Joseph Sibilly School (BIDG. B)	5	5	0	5
Ulla F. Muller School (CAFETERIA)	9	9	0	9
Ulla F. Muller School (ROOM 13)	4	4	0	4
Ulla F. Muller School (ROOM 18)	6	6	0	6
Michael J. Kirwan Elementary School (ROOM 21)	6	6	0	6
Michael J. Kirwan Elementary School (ROOM 22)	14	13	0	13
SUB-TOTAL (ST. THOMAS)	191	249	0	249

ISLAND OF ST. JOHN

Julius E. Sprauve School (SECTION I), (Cruz Bay)	9	9	0	9
Julius E. Sprauve School (SECTION II), (Cruz Bay)	6	6	0	6
Guy Benjamin School (Coral Bay)	20	20	0	20
SUB-TOTAL (ST. JOHN)	35	35	0	35
ABSENTEE	0	0	0	0
STRAIGHT PARTY VOTES	*	*	*	*
GRAND TOTAL	226	284	0	284

\* Did not run with a political party



Statistical Recapitulation of 1986 General Election Returns  
According to Polling Places, Continued

DISTRICT OF ST. THOMAS-ST. JOHN

ISLAND OF ST. THOMAS

WILLIAM BELARDO (INDEPENDENT)

SENATORS AT LARGE

POLLING PLACES	GENERAL ELECTION	RECOUNT	COURT ORDERED	FINAL COUNT
	(Nov. 4, 1986)	(Nov. 22, 1986)	RECANVASS OF: Spoiled Ballots	(Jan. 15, 1987) Recount Plus(+) Spoiled Ballots
Jefferson School Annex in CAHS YARD	9	9	0	9
Oswald Harris Court Community Center	8	8	0	8
Charlotte Amalie High School (Cafeteria)	6	6	0	6
Winston Raymo Recreation Center (NORTH)	20	20	0	20
Winston Raymo Recreation Center (SOUTH)	6	6	0	6
Dober School (SOUTH)	18	18	0	18
Dober School (NORTH)	12	12	0	12
Evelyn Marceilli School	11	12	0	12
Frendtown Kindergarten School	41	41	0	41
Charlotte Amalie High School (Gym - I)	20	20	0	20
Charlotte Amalie High School (Gym - II)	16	16	0	16
Joseph Gomez School (ROOM 10)	17	17	0	17
Joseph Gomez School (ROOM 7)	14	14	0	14
Joseph Gomez School (ROOM 6)	20	10	0	10
Joseph Gomez School (ROOM 5)	13	13	0	13
Joseph Gomez School (ROOM 4)	10	10	0	10
Joseph Gomez School (ROOM 3)	7	7	0	7
Joseph Gomez School (ROOM 2)	9	8	0	8
Ivanna Eudora Kean School (CAFETERIA)	17	18	0	18
Ivanna Eudora Kean School (GYMNASIUM)	17	17	0	17
Bertha C. Boschulte School (SECTION I)	5	5	0	5
Bertha C. Boschulte School (SECTION II)	16	16	0	16
SUB TOTAL	312	303	0	303



Statistical Recapitulation of 1986 General Election Returns  
According to Polling Places, Continued

Page 34.

SENATORS AT LARGE

ISLAND OF ST. THOMAS (CONTINUED)


WILLIAM BELARDO (INDEPENDENT)

POLLING PLACES	GENERAL ELECTION (Nov. 4, 1986)		RECOUNT (Nov. 22, 1986)		COURT ORDERED RECOUNTS OF: Spoiled Ballots	FINAL COUNT (Jan. 15, 1987) Recount Plus (+) Spoiled Ballots
	33.					
SUB-TOTAL from page	312	303			0	303
Joseph Sibilly School (Bldg. A-I)	37	40	0	0	0	40
Joseph Sibilly School (Bldg. A-II)	33	33	0	0	0	33
Joseph Sibilly School (Bldg. B)	37	37	0	1	0	38
Ulla F. Miller School (CAFETERIA)	35	35	0	0	0	35
Ulla F. Miller School (ROOM 13)	22	21	0	0	0	21
Ulla F. Miller School (ROOM 18)	11	10	0	0	0	10
Michael J. Kirwan Elementary School (ROOM 21)	26	26	0	0	0	26
Michael J. Kirwan Elementary School (ROOM 22)	23	25	0	0	0	25
SUB-TOTAL (ST. THOMAS)	536	530	1			531

ISLAND OF ST. JOHN

Julius E. Sprauve School (SECTION I), (Cruz Bay)	12	13	0			13
Julius E. Sprauve School (SECTION II), (Cruz Bay)	10	10	0			10
Guy Benjamin School (Coral Bay)	3	3	0			3
SUB-TOTAL (ST. JOHN)	25	26	0			26
ABSENTEE						
STRAIGHT PARTY VOTES	16	15	0			15
GRAND TOTAL	577	571	1			572

\* Did not run with a political party





Statistical Recapitulation of 1986 General Election Returns  
According to Polling Places, Continued

Page 35.

DISTRICT OF ST. THOMAS-ST. JOHN

ISLAND OF ST. THOMAS

LLEWELLYN SEWER (REPUBLICAN)

SENATORS AT LARGE

<u>POLLING PLACES</u>	<u>GENERAL ELECTION</u>	<u>RECOUNT</u>	<u>COURT ORDERED RECANVASS OF: Spoiled Ballots</u>	<u>FINAL COUNT (Jan. 15, 1987) Recount Plus(+) Spoiled Ballots</u>
	<u>(Nov. 4, 1986)</u>	<u>(Nov. 22, 1986)</u>		
Jefferson School Annex in CAHS YARD	24	22	1	23
Oswald Harris Court Community Center	20	21	0	21
Charlotte Amalie High School (Cafeteria)	18	18	0	18
Winston Raymo Recreation Center (NORTH)	18	18	1	19
Winston Raymo Recreation Center (SOUTH)	26	24	1	25
Dober School (SOUTH)	26	26	1	27
Dober School (NORTH)	30	30	0	30
Evelyn Marcelli School	25	26	0	26
Frendtown Kindergarten School	22	22	0	22
Charlotte Amalie High School (GM - I)	38	38	2	40
Charlotte Amalie High School (GM - II)	29	29	0	29
Joseph Gomez School (ROOM 10)	30	29	2	31
Joseph Gomez School (ROOM 7)	25	25	0	25
Joseph Gomez School (ROOM 6)	24	19	0	19
Joseph Gomez School (ROOM 5)	32	32	0	32
Joseph Gomez School (ROOM 4)	23	23	0	23
Joseph Gomez School (ROOM 3)	33	31	0	31
Joseph Gomez School (ROOM 2)	20	21	0	21
Ivarna Eudora Kean School (CAFETERIA)	31	31	0	31
Ivarna Eudora Kean School (GYMNASIUM)	32	31	0	31
Bertha C. Boschulte School (SECTION I)	20	20	3	34
Bertha C. Boschulte School (SECTION II)	22	21	1	21
SUB TOTAL	568	557	12	569

Statistical Recapitulation of 1986 General Election Returns  
According to Polling Places, Continued

SENATORS AT LARGE

ISLAND OF ST. THOMAS (CONTINUED)

LJEWELLYN SEWER (REPUBLICAN)

	GENERAL ELECTION (Nov. 4, 1986)	RECOUNT (Nov. 22, 1986)	COURT ORDERED RECANVASS OF: Spoiled Ballots	FINAL COUNT (Jan. 15, 1987) Recount Plus (+) Spoiled Ballots
<u>POLLING PLACES</u>				
<u>SUB-TOTAL from page 35.</u>	568	557	12	569
Joseph Sibilly School (BLDG. A-I)	31	31	2	33
Joseph Sibilly School (BLDG. A-II)	28	27	0	27
Joseph Sibilly School (BLDG. B)	34	34	2	36
Ulla F. Muller School (CAFETERIA)	36	35	0	35
Ulla F. Muller School (ROOM 13)	36	35	0	35
Ulla F. Muller School (ROOM 18)	35	34	0	35
Michael J. Kirwan Elementary School (ROOM 21)	45	44	1	35
Michael J. Kirwan Elementary School (ROOM 22)	48	47	1	45
<u>SUB-TOTAL (ST. THOMAS)</u>	861	847	19	863

ISLAND OF ST. JOHN

Julius E. Sprauve School (SECTION I), (Cruz Bay)	9	8	0	8
Julius E. Sprauve School (SECTION II), (Cruz Bay)	17	17	0	17
Guy Benjamin School (Corral Bay)	2	2	0	2
<u>SUB-TOTAL (ST. JOHN)</u>	28	27	0	27
<u>ABSENTEE</u>	31	31	0	31
<u>STRAIGHT PARTY VOTES</u>	20	20	**	20
<u>GRAND TOTAL</u>	940	927	19	941

\*\* There were no straight party votes tabulated at the Recanvass

Statistical Recapitulation of 1986 General Election Returns  
According to Polling Places, Continued

Page 37.

DISTRICT OF ST. THOMAS-ST. JOHN

SENATORS AT LARGE

ISLAND OF ST. THOMAS

CLEONE CREQUE MAYNARD (DEMOCRAT)

	GENERAL ELECTION (Nov. 4, 1986)		RECOUNT (Nov. 22, 1986)		COURT ORDERED RECOUNTS OF: Spoiled Ballots		FINAL COUNT (Jan. 15, 1987) Recount Plus(+) Spoiled Ballots	
<u>POLLING PLACES</u>								
Jefferson School Annex in CAHS YARD	52	48	6	54				
Oswald Harris Court Community Center	83	75	12	87				
Charlotte Amalie High School (Cafeteria)	65	66	6	72				
Winston Raymo Recreation Center (NORTH)	70	71	6	77				
Winston Raymo Recreation Center (SOUTH)	121	122	8	130				
Dober School (SOUTH)	98	98	4	102				
Dober School (NORTH)	90	87	2	89				
Evelyn Marcelli School	99	97	8	105				
Frenchtown Kindergarten School	106	104	15	119				
Charlotte Amalie High School (GYM - I)	92	94	5	99				
Charlotte Amalie High School (GYM - II)	61	64	3	67				
Joseph Gomez School (ROOM 10)	112	111	11	122				
Joseph Gomez School (ROOM 7)	90	90	8	98				
Joseph Gomez School (ROOM 6)	84	83	6	89				
Joseph Gomez School (ROOM 5)	71	72	4	76				
Joseph Gomez School (ROOM 4)	94	89	13	102				
Joseph Gomez School (ROOM 3)	86	81	15	96				
Joseph Gomez School (ROOM 2)	90	88	7	95				
Ivanna Eudora Kean School (CAFETERIA)	63	65	8	73				
Ivanna Eudora Kean School (GYMNASIUM)	64	62	1	63				
Bertha C. Boschulte School (SECTION I)	78	78	10	88				
Bertha C. Boschulte School (SECTION II)	53	54	4	58				
SUB TOTAL	1,822	1,799	167	1,961				

Statistical Recapitulation of 1986 General Election Returns  
According to Polling Places, Continued

SENATORS AT LARGE

ISLAND OF ST. THOMAS (CONTINUED)

CLEONE CREQUE MANNARD (DEMOCRAT)

POLLING PLACES	GENERAL ELECTION (Nov. 4, 1986)	RECOUNT (Nov. 22, 1986)	COURT ORDERED RECANVASS OF: Spoiled Ballots	FINAL COUNT (Jan. 15, 1987) Recount Plus (+) Spoiled Ballots
<u>SUB-TOTAL from page 37.</u>	1,822	1,799	162	1,961
Joseph Sibilly School (BIDG. A-I)	78	78	4	82
Joseph Sibilly School (BIDG. A-II)	60	60	3	63
Joseph Sibilly School (BIDG. B)	102	102	5	107
Ulla F. Miller School ((CAFETERIA))	97	97	9	106
Ulla F. Miller School (ROOM 13)	65	60	6	66
Ulla F. Miller School (ROOM 18)	88	89	6	95
Michael J. Kirwan Elementary School (ROOM 21)	113	107	6	113
Michael J. Kirwan Elementary School (ROOM 22)	86	87	8	95
<u>SUB-TOTAL (ST. THOMAS)</u>	<u>2,511</u>	<u>2,479</u>	<u>209</u>	<u>2,688</u>

ISLAND OF ST. JOHN

Julius E. Sprauve School (SECTION I), (Cruz Bay)	27	27	1	28
Julius E. Sprauve School (SECTION II), (Cruz Bay)	40	40	1	41
Guy Benjamin School (Coral Bay)	18	18	0	18
<u>SUB-TOTAL (ST. JOHN)</u>	<u>85</u>	<u>85</u>	<u>2</u>	<u>87</u>
<u>ABSENTEE</u>	<u>76</u>	<u>78</u>	<u>6</u>	<u>84</u>
<u>STRAIGHT PARTY VOTES</u>	<u>511</u>	<u>466</u>	<u>**</u>	<u>466</u>
<u>GRAND TOTAL</u>	<u>3,183</u>	<u>3,108</u>	<u>217</u>	<u>3,325</u>

\*\* There were no straight party votes tabulated at the Recanvass


Statistical Recapitulation of 1986 General Election Returns  
According to Polling Places, Continued

ISLAND OF ST. CROIX

SENATORS AT LARGE

Christiansted Division

POLLING PLACES	O'CONNOR, ROBERT JR. (INDEPENDENT)		THOMAS, ATTORNEY HENRY E. SR. (DEM)	
	GENERAL ELECTION 11/4/86	COURT ORDERED RECANVASS OF: Spoiled Ballots	GENERAL ELECTION 11/4/86	COURT ORDERED RECANVASS OF: Spoiled Ballots
St. Mary's School	120	0	20	1
D. Hamilton Jackson Terrace	127	0	23	0
Theodora Durbavin School (NO. I)	85	*0	22	0
Theodora Durbavin School (NO. II)	79	0	36	0
Theodora Durbavin School (NO. III)	120	0	28	1
Elena Christian Junior High School (NO. I)	157	0	38	5
St. Croix Central High School (NO. I)	103	0	35	1
St. Croix Central High School (NO. II)	43	0	9	1
Pearl B. Larsen School (NO. I)	30	0	6	2
Pearl B. Larsen School (NO. II)	111	0	31	1
Pearl B. Larsen School (NO. III)	108	0	18	0
Pearl B. Larsen School (NO. IIII)	124	0	30	0
John F. Kennedy Project	83	0	18	7
Ralph De Chabert Project	50	0	12	1
Lew Muckle School (NO. I)	123	0	25	1
Lew Muckle School (NO. II)	148	0	39	0
Lew Muckle School (NO. III)	120	0	31	0
Charles H. Emanuel School (NO. I)	137	0	47	0
Charles H. Emanuel School (NO. II)	117	0	29	2
<u>SUB-TOTAL (CHRISTIANSTED)</u>	<u>1,985</u>	<u>0</u>	<u>497</u>	<u>24</u>
				<u>521</u>



Statistical Recapitulation of 1986 General Election Returns  
According to Polling Places, Continued

ISLAND OF ST. CROIX

SENATORS AT LARGE

Frederiksted Division

O'CONNOR, ROBERT JR. (INDEPENDENT)

THOMAS, ATTORNEY HENRY E. SR. (TQM)

POLLING PLACES	GENERAL ELECTION 11/4/86	COURT ORDERED RECANVASS OF: Spoiled Ballots	FINAL COUNT 1/8/87	GENERAL ELECTION 11/4/86	COURT ORDERED RECANVASS OF: Spoiled Ballots	FINAL COUNT 1/8/87
	SENATORS AT LARGE					
Claude O. Markoe School (NO. I)	72	0	72	25	0	25
Claude O. Markoe School (NO. II)	88	0	88	21	1	22
Claude O. Markoe School (NO. III)	90	0	90	39	5	44
Alexander Henderson School (NO. I)	129	0	129	27	1	28
Alexander Henderson School (NO. II)	148	0	148	36	0	36
Alexander Henderson School (NO. III)	180	0	180	41	1	42
Eulalie Rivera School (NO. I)	130	0	130	32	1	33
Eulalie Rivera School (NO. II)	99	0	99	32	0	32
St. Gerard's Hall	119	0	119	35	1	36
SUB-TOTAL (FREDERIKSTED)	1,055	0	1,055	288	10	298
SUB-TOTAL (CHRISTIANSTED)	1,985	0	1,985	497	24	521
ABSENTEE	22	0	22	14	0	14
STRAIGHT PARTY VOTES	*	*	*	129	**	129
GRAND TOTAL	<u>3,067</u>	<u>0</u>	<u>3,067</u>	<u>928</u>	<u>34</u>	<u>962</u>

\* Did not run with a political party

\*\* There were no straight party votes tabulated at the Recanvass

Statistical Recapitulation of 1986 General Election Returns  
According to Polling Places, Continued


Page 41.

ISLAND OF ST. CROIX

SENATORS AT LARGE

Christiansted Division

POLLING PLACES	NEWTON, ALVIN L. (INDEPENDENT)		BEJARDO, WILLIAM (INDEPENDENT)	
	GENERAL ELECTION 11/4/86	COURT ORDERED RECANVASS OF: Spoiled Ballots	GENERAL ELECTION 11/4/86	COURT ORDERED RECANVASS OF: Spoiled Ballots
St. Mary's School	8	0	17	0
D. Hamilton Jackson Terrace	11	0	37	0
Theodora Dunbavin School (NO. I)	5	0	60	0
Theodora Dunbavin School (NO. II)	9	0	57	0
Theodora Dunbavin School (NO. III)	6	0	51	0
Elena Christian Junior High School (NO. I)	15	0	66	0
Elena Christian Junior High School (NO. II)	9	0	62	0
St. Croix Central High School (NO. I)	2	0	37	0
St. Croix Central High School (NO. II)	4	0	59	0
Pearl B. Larsen School (NO. I)	4	0	41	0
Pearl B. Larsen School (NO. II)	6	0	53	0
Pearl B. Larsen School (NO. III)	8	0	33	0
John F. Kennedy Project	12	0	44	0
Ralph De Chabert Project	9	0	19	0
Lew Muckle School (NO. I)	11	0	54	0
Lew Muckle School (NO. II)	8	0	63	0
Lew Muckle School (NO. III)	7	0	54	0
Charles H. Emanuel School (NO. I)	19	0	75	0
Charles H. Emanuel School (NO. II)	11	0	76	0
<b>SUB-TOTAL (CHRISTIANSTED)</b>	<u>164</u>	<u>0</u>	<u>958</u>	<u>0</u>
				<u>958</u>




Statistical Recapitulation of 1986 General Election Returns  
According to Polling Places, Continued

ISLAND OF ST. CROIX

SENATORS AT LARGE

	NEWMON, ALVIN L. (INDEPENDENT)		BELARDO, WILLIAM (INDEPENDENT)	
	GENERAL ELECTION 11/4/86	COURT ORDERED RECANVASS OF: Spoiled Ballots	GENERAL ELECTION 11/4/86	COURT ORDERED RECANVASS OF: Spoiled Ballots
<u>POLLING PLACES</u>				
Claude O. Markoe School (NO. I)	5	0	59	0
Claude O. Markoe School (NO. II)	3	0	72	0
Claude O. Markoe School (NO. III)	6	0	70	0
Alexander Henderson School (NO. I)	8	0	76	0
Alexander Henderson School (NO. II)	11	0	71	0
Alexander Henderson School (NO. III)	7	0	92	0
Eulalie Rivera School (NO. I)	13	0	32	0
Eulalie Rivera School (NO. II)	6	0	38	0
St. Gerard's Hall	6	0	42	0
SUB-TOTAL (FREDERIKSTED)	65	0	557	0
SUB-TOTAL (CHRISTIANSTED)	164	0	958	0
ABSENTEE STRAIGHT PARTY VOTES	17	0	15	0
GRAND TOTAL	246	0	1,525	0

\* Did not run with a political party





Statistical Recapitulation of 1986 General Election Returns  
According to Polling Places, Continued

ISLAND OF ST. CROIX

SENATORS AT LARGE

Christiansted Division

POLLING PLACES	SEWER, LLEWELLYN (REPUBLICAN)		MAYNARD, CLEONE CREQUE (DEMOCRAT)	
	GENERAL ELECTION 11/4/86	COURT ORDERED RECANVASS OF: Spoiled Ballots	GENERAL ELECTION 11/4/86	COURT ORDERED RECANVASS OF: Spoiled Ballots
St. Mary's School	22	2	65	11
D. Hamilton Jackson Terrace	12	0	86	11
Theodora Durbavin School (NO. I)	33	3	60	2
Theodora Durbavin School (NO. II)	27	0	64	7
Theodora Durbavin School (NO. III)	24	3	81	6
Elena Christian Junior High School (NO. I)	33	4	96	11
Elena Christian Junior High School (NO. II)	27	2	88	11
St. Croix Central High School (NO. I)	11	3	41	12
St. Croix Central High School (NO. II)	6	1	38	6
Pearl B. Larsen School (NO. I)	41	1	86	0
Pearl B. Larsen School (NO. II)	42	3	85	7
Pearl B. Larsen School (NO. III)	47	3	65	5
John F. Kennedy Project	15	0	76	18
Ralph De Chabert Project	9	0	63	13
Lew Muckle School (NO. I)	18	0	82	12
Lew Muckle School (NO. II)	24	1	93	7
Lew Muckle School (NO. III)	21	0	61	0
Charles H. Emanuel School (NO. I)	29	1	73	9
Charles H. Emanuel School (NO. II)	19	3	77	15
<b>SUB-TOTAL (CHRISTIANSTED)</b>	<b>460</b>	<b>30</b>	<b>1,380</b>	<b>163</b>
				<b>1,543</b>

Statistical Recapitulation of 1986 General Election Returns  
 According to Polling Places, Continued

ISLAND OF ST. CROIX

SENATORS AT LARGE

Frederiksted Division

SEWER, LLEWELLYN (REPUBLICAN)  
GENERAL ELECTION COURT ORDERED FINAL  
11/4/86 RECAPVASS OF: COUNT  
1/8/87  
 Spoiled Ballots

MAYNARD, CLEONE CREQUE (DEMOCRAT)  
GENERAL ELECTION COURT ORDERED FINAL  
11/4/86 RECAPVASS OF: COUNT  
1/8/87  
 Spoiled Ballots

POLLING PLACES						
Claude O. Markoe School (NO. I)	7	2	9	58	10	68
Claude O. Markoe School (NO. II)	23	2	25	59	5	64
Claude O. Markoe School (NO. III)	15	2	17	46	7	53
Alexander Henderson School (NO. I)	8	0	8	63	7	70
Alexander Henderson School (NO. II)	14	0	14	61	16	77
Alexander Henderson School (NO. III)	5	0	5	68	7	75
Eulalie Rivera School (NO. I)	17	1	18	93	13	106
Eulalie Rivera School (NO. II)	6	0	6	97	2	99
St. Gerard's Hall	9	0	9	54	14	68
SUB-TOTAL (FREDERIKSTED)	104	7	111	599	81	680
SUB-TOTAL (CHRISTIANSTED)	460	30	490	1,380	163	1,543
ABSENTEES	23	1	24	44	8	52
STRAIGHT PARTY VOTES	102	**	102	310	**	310
GRAND TOTAL	689	38	727	2,333	252	2,585

\*\* There were no straight party votes tabulated at the Recanvass

Statistical Recapitulation of 1986 General Election Returns  
According to Polling Places, Continued

SENATORS, DISTRICT OF ST. THOMAS-ST. JOHN

ISLAND OF ST. THOMAS

O'NEAL MOOLENAAR (INDEPENDENT)

	GENERAL ELECTION	RECOUNT	COURT ORDERED	FINAL TOTAL
	(Nov. 4, 1986)	(Nov. 22, 1986)	RECANVASS OF: Spoiled Ballots	(Jan. 15, 1987) Recount Plus (+) Spoiled Ballots
<u>POLLING PLACES</u>				
Jefferson School Annex in CAHS YARD	49	48	1	49
Oswald Harris Court Community Center	61	57	0	57
Charlotte Amalie High School (Cafeteria)	50	50	1	51
Winston Raymo Recreation Center (NORTH)	48	47	1	48
Winston Raymo Recreation Center (SOUTH)	109	111	5	116
Dober School (SOUTH)	81	80	3	83
Dober School (NORTH)	97	100	0	100
Evelyn Marcelli School	81	78	1	79
Frenchtown Kindergarten School	78	78	1	79
Charlotte Amalie High School (GYM - I)	31	31	0	31
Charlotte Amalie High School (GYM - II)	39	40	1	41
Joseph Gomez School (ROOM 10)	69	70	1	71
Joseph Gomez School (ROOM 7)	69	70	1	71
Joseph Gomez School (ROOM 6)	71	71	2	72
Joseph Gomez School (ROOM 5)	56	57	1	57
Joseph Gomez School (ROOM 4)	72	70	3	60
Joseph Gomez School (ROOM 3)	52	51	2	52
Joseph Gomez School (ROOM 2)	59	62	4	55
Ivanna Eudora Kean School (CAFETERIA)	32	31	2	34
Ivanna Eudora Kean School (GYMNASIUM)	15	15	0	15
Bertha C. Boschulte School (SECTION I)	63	64	2	66
Bertha C. Boschulte School (SECTION II)	36	37	1	38
SUB TOTAL	<u>1,318</u>	<u>1,318</u>	<u>34</u>	<u>1,352</u>

Statistical Recapitulation of 1986 General Election Returns  
According to Polling Places, Continued.

O'NEAL MOOLENAAR (INDEPENDENT)

SENATORS, DISTRICT OF ST. THOMAS-ST. JOHN

ISLAND OF ST. THOMAS (Continued)

POLLING PLACES	GENERAL ELECTION	RECOUNT	COURT ORDERED	FINAL COUNT
	(Nov. 4, 1986)	(Nov. 22, 1986)	RECANVASS OF: Spoiled Ballots	(Jan. 15, 1987 ) Recount Plus (+) Spoiled Ballots

<u>SUB-TOTAL</u> From page 45.	1,318	1,318	34	1,352
Joseph Sibilly School (BIDG. A-I)	43	68	2	70
Joseph Sibilly School (BIDG. A-II)	42	43	3	46
Joseph Sibilly School (BIDG. B)	112	112	0	112
Ulla F. Muller School (CAFETERIA)	76	76	1	77
Ulla F. Muller School (ROOM 13)	64	63	1	64
Ulla F. Muller School (ROOM 18)	51	52	1	53
Michael J. Kirwan Elementary School (ROOM 21)	102	99	1	100
Michael J. Kirwan Elementary School (ROOM 22)	100	90	1	91
<u>SUB-TOTAL (ST. THOMAS)</u>	1,908	1,921	44	1,965

ISLAND OF ST. JOHN

Julius E. Sprauve School (SECTION I), (Cruz Bay)	27	27	0	27
Julius E. Sprauve School (SECTION II), (Cruz Bay)	43	44	3	47
Guy Benjamin School (Coral Bay)	27	27	0	27
<u>SUB-TOTAL (ST. JOHN)</u>	97	98	3	101
ABSENTEE	12	24	0	24
STRAIGHT PARTY VOTES	*	*	*	*
<u>GRAND TOTAL</u>	<u>2,017</u>	<u>2,043</u>	<u>47</u>	<u>2,090</u>

\* Did not run with a political party

Statistical Recapitulation of 1986 General Election Returns  
According to Polling Places, Continued

SENATORS, DISTRICT OF ST. THOMAS-ST. JOHN

CLEMENT "CAIN" MACRAS (INDEPENDENT)

	<u>GENERAL ELECTION</u> (Nov. 4, 1986)	<u>RECOUNT</u> (Nov. 22, 1986)	<u>COURT ORDERED RECANVASS OF:</u> Spoiled Ballots	<u>FINAL TOTAL</u> (Jan. 15, 1987 ) Recount Plus (+) Spoiled Ballots
<u>POLLING PLACES</u>				
<u>ISLAND OF ST. THOMAS</u>				
Jefferson School Annex in CAHS YARD	161	154	3	189
Oswald Harris Court Community Center	192	184	5	145
Charlotte Amalie High School (Cafeteria)	139	140	5	188
Winston Raymo Recreation Center (NORTH)	188	182	6	271
Winston Raymo Recreation Center (SOUTH)	265	264	7	217
Dober School (SOUTH)	217	215	2	206
Dober School (NORTH)	209	206	0	237
Evelyn Marcelli School	237	236	1	383
Frenchtown Kindergarten School	374	375	8	229
Charlotte Amalie High School (Gym - I)	228	225	4	182
Charlotte Amalie High School (Gym - II)	179	178	4	254
Joseph Gomez School (ROOM 10)	247	243	11	201
Joseph Gomez School (ROOM 7)	191	197	4	216
Joseph Gomez School (ROOM 6)	208	210	6	163
Joseph Gomez School (ROOM 5)	182	157	6	195
Joseph Gomez School (ROOM 4)	193	190	5	232
Joseph Gomez School (ROOM 3)	236	229	3	181
Joseph Gomez School (ROOM 2)	175	177	4	178
Ivarna Eudora Kean School (CAFETERIA)	177	178	0	187
Ivarna Eudora Kean School (GYMNASIUM)	179	178	9	159
Bertha C. Boschnlte School (SECTION I)	152	152	7	123
Bertha C. Boschnlte School (SECTION II)	121	121	2	
<u>SUB TOTAL</u>	<u>4,450</u>	<u>4,391</u>	<u>107</u>	<u>4,493</u>

Statistical Recapitulation of 1986 General Election Returns  
According to Polling Places, Continued.

SENATORS, DISTRICT OF ST. THOMAS-ST. JOHN

CLEMENT "CAIN" MACERAS (INDEPENDENT)

ISLAND OF ST. THOMAS (Continued)

GENERAL ELECTION  
(Nov. 4, 1986)

RECOUNT  
(Nov. 22, 1986)

COURT ORDERED  
RECANVASS OF:  
Spoiled Ballots

FINAL COUNT  
(Jan. 15, 1987 )  
Recount Plus (+)  
Spoiled Ballots

POLLING PLACES

SUB-TOTAL from page 47.

Joseph Sibilly School (BLDG. A-I) 4,450  
Joseph Sibilly School (BLDG. A-II) 294  
Joseph Sibilly School (BLDG. B) 255  
Ulla F. Muller School (CAFETERIA) 353  
Ulla F. Muller School (ROOM 13) 271  
Ulla F. Muller School (ROOM 18) 232  
Michael J. Kirwan Elementary School (ROOM 21) 200  
Michael J. Kirwan Elementary School (ROOM 22) 284  
SUB-TOTAL (ST. THOMAS) 6,662

4,450  
294  
255  
353  
271  
232  
200  
284  
323  
6,662

4,391  
292  
257  
353  
272  
223  
202  
283  
318  
6,591

102  
6  
3  
9  
4  
1  
4  
3  
4  
136

4,493  
298  
260  
362  
276  
224  
206  
286  
322  
6,727

ISLAND OF ST. JOHN

Julius E. Sprauve School (SECTION I), (Cruz Bay) 220  
Julius E. Sprauve School (SECTION II), (Cruz Bay) 182  
Guy Benjamin School (Coral Bay) 101  
SUB-TOTAL (ST. JOHN) 503

220  
182  
101  
503

220  
185  
100  
505

2  
6  
2  
10

222  
191  
102  
515

ABSENTEE  
STRAIGHT PARTY VOTES  
GRAND TOTAL

162  
\*  
7,327

163  
\*  
7,259

4  
\*  
150

167  
\*  
7,409

\* Did not run with a political party

Statistical Recapitulation of 1986 General Election Returns  
According to Polling Places, Continued.

SENATORS, DISTRICT OF ST. THOMAS-ST. JOHN

BINGLEY G. RICHARDSON, SR. (DEMOCRAT)

ISLAND OF ST. THOMAS

POLLING PLACES

Jefferson School Annex in CAHS YARD  
Oswald Harris Court Community Center  
Charlotte Amalie High School (Cafeteria)  
Winston Raymo Recreation Center (NORTH)  
Winston Raymo Recreation Center (SOUTH)  
Dober School (SOUTH)  
Dober School (NORTH)  
Evelyn Marcelli School  
Frenchtown Kindergarten School  
Charlotte Amalie High School (GYM - I)  
Charlotte Amalie High School (GYM - II)  
Joseph Gomez School (ROOM 10)  
Joseph Gomez School (ROOM 7)  
Joseph Gomez School (ROOM 6)  
Joseph Gomez School (ROOM 5)  
Joseph Gomez School (ROOM 4)  
Joseph Gomez School (ROOM 3)  
Joseph Gomez School (ROOM 2)  
Ivanna Eudora Kean School (CAFETERIA)  
Ivanna Eudora Kean School (GYMNASIUM)  
Bertha C. Boschnulte School (SECTION I)  
Bertha C. Boschnulte School (SECTION II)  
SUB TOTAL

	GENERAL ELECTION (Nov. 4, 1986)	RECOUNT (Nov. 22, 1986)	COURT ORDERED RECANVASS OF: <u>Spoiled Ballots</u>	FINAL TOTAL (Jan. 15, 1987) <u>Recount Plus (+) Spoiled Ballots</u>
195	184	8	192	
212	195	8	203	
152	156	7	163	
169	169	6	175	
311	312	10	322	
273	273	9	282	
280	275	1	276	
279	278	1	279	
223	220	1	230	
226	225	6	231	
177	180	6	186	
300	298	10	308	
205	204	7	211	
222	221	8	229	
189	185	8	193	
211	219	12	231	
259	257	6	263	
220	222	9	231	
188	189	5	194	
173	171	4	175	
208	212	5	217	
160	160	6	166	
<u>4,832</u>	<u>4,805</u>	<u>152</u>	<u>4,957</u>	

Statistical Recapitulation of 1986 General Election Returns  
According to Polling Places, Continued.

BINGLEY G. RICHARDSON, SR. (DEMOCRAT)

SENATORS, DISTRICT OF ST. THOMAS-ST. JOHN

ISLAND OF ST. THOMAS (Continued)

POLLING PLACES	GENERAL ELECTION (Nov. 4, 1986)	RECOUNT (Nov. 22, 1986)	COURT ORDERED RECANVASS OF: Spoiled Ballots	FINAL COUNT (Jan. 15, 1987 ) Recount Plus (+) Spoiled Ballots
<u>SUB-TOTAL</u> from page 49.	4,832	4,805	152	4,957
Joseph Sibilly School (BIDG. A-I)	172	172	5	177
Joseph Sibilly School (BIDG. A-II)	177	178	3	181
Joseph Sibilly School (BIDG. B)	236	235	7	242
Ulla F. Muller School (CAFETERIA)	244	238	11	250
Ulla F. Muller School (ROOM 13)	194	193	3	196
Ulla F. Muller School (ROOM 18)	193	194	2	196
Michael J. Kirwan Elementary School (ROOM 21)	309	308	4	312
Michael J. Kirwan Elementary School (ROOM 22)	327	330	9	339
<u>SUB-TOTAL (ST. THOMAS)</u>	<u>6,684</u>	<u>6,653</u>	<u>196</u>	<u>6,849</u>

ISLAND OF ST. JOHN

Julius E. Sprauve School (SECTION I), (Cruz Bay)	161	160	3	163
Julius E. Sprauve School (SECTION II), (Cruz Bay)	165	166	10	176
Guy Benjamin School (Coral Bay)	84	86	4	90
<u>SUB-TOTAL (ST. JOHN)</u>	<u>410</u>	<u>412</u>	<u>17</u>	<u>429</u>
ABSENTEE	128	130	3	133
STRAIGHT PARTY VOTES	511	466	**	466
<u>GRAND TOTAL</u>	<u>7,733</u>	<u>7,661</u>	<u>216</u>	<u>7,877</u>

\*\* There were no straight votes tabulated at the Recanvass




Statistical Recapitulation of 1986 General Election Returns  
According to Polling Places, Continued.

SENATORS, DISTRICT OF ST. THOMAS-ST. JOHN

DAVID A. PURTIZ (DEMOCRAT)

POLLING PLACES	GENERAL ELECTION (Nov. 4, 1986)		COURT ORDERED RECANVASS OF: Spoiled Ballots	FINAL TOTAL (Jan. 15, 1987) Recount Plus (+) Spoiled Ballots
	ISLAND OF ST. THOMAS	RECOUNT (Nov. 22, 1986)		
Jefferson School Annex in CAHS YARD	104	98	5	103
Oswald Harris Court Community Center	108	105	8	113
Charlotte Amalie High School (Cafeteria)	94	94	3	97
Winston Raymo Recreation Center (NORTH)	141	139	6	145
Winston Raymo Recreation Center (SOUTH)	185	192	9	201
Dober School (SOUTH)	165	168	7	175
Dober School (NORTH)	169	165	1	166
Evelyn Marcelli School	141	141	3	144
Frenchtown Kindergarten School	221	224	11	235
Charlotte Amalie High School (GYM - I)	195	195	5	200
Charlotte Amalie High School (GYM - II)	159	160	5	165
Joseph Gomez School (ROOM 10)	180	180	7	187
Joseph Gomez School (ROOM 7)	120	119	5	124
Joseph Gomez School (ROOM 6)	153	153	5	158
Joseph Gomez School (ROOM 5)	129	126	2	128
Joseph Gomez School (ROOM 4)	148	148	10	158
Joseph Gomez School (ROOM 3)	161	162	5	167
Joseph Gomez School (ROOM 2)	133	133	6	167
Ivanna Eudora Kean School (CAFETERIA)	170	169	5	174
Ivanna Eudora Kean School (GYMNASIUM)	162	160	4	164
Bertha C. Boschulte School (SECTION I)	119	120	6	126
Bertha C. Boschulte School (SECTION II)	111	111	5	116
SUB TOTAL	3,268	3,262	123	3,385



Statistical Recapitulation of 1986 General Election Returns  
According to Polling Places, Continued.

DAVID A. PURITZ (DEMOCRAT)

SENATORS, DISTRICT OF ST. THOMAS-ST. JOHN


ISLAND OF ST. THOMAS (Continued)

POLLING PLACES	GENERAL ELECTION (Nov. 4, 1986)	RECOUNT (Nov. 22, 1986)	COURT ORDERED RECANVASS OF: Spoiled Ballots	FINAL COUNT (Jan. 15, 1987) Recount Plus (+) Spoiled Ballots
<u>SUB-TOTAL from page 51.</u>	3,268	3,262	123	3,385
Joseph Sibilly School (BIDG. A-I)	271	270	8	278
Joseph Sibilly School (BIDG. A-II)	242	243	3	246
Joseph Sibilly School (BIDG. B)	296	294	8	302
Ulla F. Muller School (CAFETERIA)	240	237	8	245
Ulla F. Muller School (ROOM 13)	183	175	2	177
Ulla F. Muller School (ROOM 18)	165	167	2	169
Michael J. Kirwan Elementary School (ROOM 21)	234	226	5	231
Michael J. Kirwan Elementary School (ROOM 22)	260	260	10	270
<u>SUB-TOTAL (ST. THOMAS)</u>	<u>5,159</u>	<u>5,134</u>	<u>169</u>	<u>5,313</u>

ISLAND OF ST. JOHN

Julius E. Sprauve School (SECTION I), (Cruz Bay)	110	110	3	113
Julius E. Sprauve School (SECTION II), (Cruz Bay)	87	89	6	95
Guy Benjamin School (Corral Bay)	84	84	1	85
<u>SUB-TOTAL (ST. JOHN)</u>	<u>281</u>	<u>283</u>	<u>10</u>	<u>293</u>
<u>ABSENTEE</u>	<u>147</u>	<u>148</u>	<u>5</u>	<u>153</u>
<u>STRAIGHT PARTY VOTES</u>	<u>511</u>	<u>466</u>	<u>**</u>	<u>466</u>
<u>GRAND TOTAL</u>	<u>6,098</u>	<u>6,031</u>	<u>184</u>	<u>6,215</u>

\*\* There were no straight party votes tabulated at the Recanvass



Statistical Recapitulation of 1986 General Election Returns  
According to Polling Places, Continued.

Page 53.

SENATORS, DISTRICT OF ST. THOMAS-ST. JOHN

ISLAND OF ST. THOMAS

SAMUEL B. KING (INDEPENDENT)

POLLING PLACES	GENERAL ELECTION	RECOUNT	COURT ORDERED	FINAL TOTAL
	(Nov. 4, 1986)	(Nov. 22, 1986)	RECANVASS OF: Spoiled Ballots	(Jan. 15, 1987 ) Recount Plus (+) Spoiled Ballots
Jefferson School Annex in CAHS YARD	38	37	0	37
Oswald Harris Court Community Center	40	38	1	39
Charlotte Amalie High School (Cafeteria)	45	43	4	47
Winston Raymo Recreation Center (NORTH)	48	48	0	48
Winston Raymo Recreation Center (SOUTH)	78	76	1	77
Dober School (SOUTH)	56	57	1	58
Dober School (NORTH)	59	57	0	57
Evelyn Marcellid School	55	57	1	58
Frenchtown Kindergarten School	71	70	1	71
Charlotte Amalie High School (GM - I)	62	62	0	62
Charlotte Amalie High School (GM - II)	43	43	0	43
Joseph Gomez School (ROOM 10)	67	66	1	67
Joseph Gomez School (ROOM 7)	37	37	1	38
Joseph Gomez School (ROOM 6)	52	54	1	55
Joseph Gomez School (ROOM 5)	50	52	3	55
Joseph Gomez School (ROOM 4)	51	51	3	54
Joseph Gomez School (ROOM 3)	48	47	1	48
Joseph Gomez School (ROOM 2)	39	45	1	46
Ivanna Eudora Kean School (CAFETERIA)	35	37	0	37
Ivanna Eudora Kean School (GYMNASIUM)	41	42	1	43
Bertha C. Boschulte School (SECTION I)	42	41	1	42
Bertha C. Boschulte School (SECTION II)	25	25	0	25
SUB TOTAL	<u>1,082</u>	<u>1,085</u>	<u>22</u>	<u>1,107</u>

Completed 1/22/87

Statistical Recapitulation of 1986 General Election Returns  
According to Polling Places, Continued.

SAMUEL B. KING (INDEPENDENT)

SENATORS, DISTRICT OF ST. THOMAS-ST. JOHN


ISLAND OF ST. THOMAS (Continued)

POLLING PLACES	GENERAL ELECTION	RECOUNT	COURT ORDERED	FINAL COUNT
	(Nov. 4, 1986)	(Nov. 22, 1986)	RECANVASS OF: Spoiled Ballots	(Jan. 15, 1987) Recount Plus (+) Spoiled Ballots
<u>SUB-TOTAL from page 53.</u>	1,082	1,085	22	1,107
Joseph Sibilly School (Bldg. A-I)	44	44	2	46
Joseph Sibilly School (Bldg. A-II)	41	42	0	42
Joseph Sibilly School (Bldg. B)	56	57	0	57
Ulla F. Muller School (CAFETERIA)	58	58	1	59
Ulla F. Muller School (ROOM 13)	64	66	0	66
Ulla F. Muller School (ROOM 18)	48	50	0	50
Michael J. Kirwan Elementary School (ROOM 21)	96	96	0	96
Michael J. Kirwan Elementary School (ROOM 22)	92	92	1	93
<u>SUB-TOTAL (ST. THOMAS)</u>	<u>1,581</u>	<u>1,590</u>	<u>26</u>	<u>1,616</u>

ISLAND OF ST. JOHN

Julius E. Sprauve School (SECTION I), (Cruz Bay)	34	34	0	34
Julius E. Sprauve School (SECTION III), (Cruz Bay)	45	44	1	45
Guy Benjamin School (Coral Bay)	36	36	1	37
<u>SUB-TOTAL (ST. JOHN)</u>	<u>115</u>	<u>114</u>	<u>2</u>	<u>116</u>
<u>ABSENTEE</u>	47	47	2	49
<u>STRAIGHT PARTY VOTES</u>	*	*	*	*
<u>GRAND TOTAL</u>	<u>1,743</u>	<u>1,751</u>	<u>30</u>	<u>1,781</u>

\* Did not run with a political party



Statistical Recapitulation of 1986 General Election Returns  
According to Polling Places, Continued.

SENATORS, DISTRICT OF ST. THOMAS-ST. JOHN

LORRAINE L. BERRY (INDEPENDENT)

ISLAND OF ST. THOMAS

POLLING PLACES

Jefferson School Annex in CAHS YARD  
Oswald Harris Court Community Center  
Charlotte Amalie High School (Cafeteria)  
Winston Raymo Recreation Center (NORTH)  
Winston Raymo Recreation Center (SOUTH)  
Dober School (SOUTH)  
Dober School (NORTH)  
Evelyn Marcelli School  
Frenchtown Kindergarten School  
Charlotte Amalie High School (GM - I)  
Charlotte Amalie High School (GM - II)  
Joseph Gomez School (ROOM 10)  
Joseph Gomez School (ROOM 7)  
Joseph Gomez School (ROOM 6)  
Joseph Gomez School (ROOM 5)  
Joseph Gomez School (ROOM 4)  
Joseph Gomez School (ROOM 3)  
Joseph Gomez School (ROOM 2)  
Ivanna Eudora Kean School (CAFETERIA)  
Ivanna Eudora Kean School (GYMNASIUM)  
Bertha C. Boschulte School (SECTION I)  
Bertha C. Boschulte School (SECTION II)  
SUB TOTAL


GENERAL ELECTION  
(Nov. 4, 1986)

RECOUNT  
(Nov. 22, 1986)

COURT ORDERED  
RECANVASS OF:  
Spoiled Ballots

FINAL TOTAL  
(Jan. 15, 1987 )  
Recount Plus (+)  
Spoiled Ballots

131	125	4	129
135	134	4	138
113	114	6	120
157	157	2	159
232	228	4	232
227	226	4	230
177	174	0	174
212	209	2	211
313	315	7	322
206	206	3	209
191	191	6	197
237	235	7	197
168	167	4	242
198	195	4	171
143	147	2	197
189	187	2	149
189	186	7	194
151	153	3	189
202	204	6	159
174	174	1	205
128	126	8	182
119	119	6	132
		2	121
<u>3,992</u>	<u>3,972</u>	<u>90</u>	<u>4,062</u>



Statistical Recapitulation of 1986 General Election Returns  
According to Polling Places, Continued.

LORRAINE I. BERRY (INDEPENDENT)

SENATORS, DISTRICT OF ST. THOMAS-ST. JOHN

ISLAND OF ST. THOMAS (Continued)

GENERAL ELECTION  
(Nov. 4, 1986)

RECOUNT  
(Nov. 22, 1986)

COURT ORDERED  
RECANVASS OF:  
Spoiled Ballots

FINAL COUNT  
(Jan. 15, 1987)  
Recount Plus (+)  
Spoiled Ballots

POLLING PLACES

<u>SUB-TOTAL</u> from page 55.	3,992	3,972	90	4,062
Joseph Sibilly School (BIDG. A-I)	299	299	5	304
Joseph Sibilly School (BIDG. A-II)	289	291	2	293
Joseph Sibilly School (BIDG. B)	382	381	5	386
Ulla F. Miller School (CAFETERIA)	268	257	6	263
Ulla F. Miller School (ROOM 13)	218	213	0	213
Ulla F. Miller School (ROOM 18)	186	188	5	193
Michael J. Kirwan Elementary School (ROOM 21)	265	265	3	268
Michael J. Kirwan Elementary School (ROOM 22)	296	295	3	298
<u>SUB-TOTAL (ST. THOMAS)</u>	<u>6,195</u>	<u>6,161</u>	<u>119</u>	<u>6,280</u>

ISLAND OF ST. JOHN

Julius E. Sprarve School (SECTION I), (Cruz Bay)	195	196	2	198
Julius E. Sprarve School (SECTION II), (Cruz Bay)	199	202	7	209
Guy Benjamin School (Coral Bay)	117	117	2	119
<u>SUB-TOTAL (ST. JOHN)</u>	<u>511</u>	<u>515</u>	<u>11</u>	<u>526</u>

ABSENTEE  
STRAIGHT PARTY VOTES  
GRAND TOTAL


165  
\*  
6,871

167  
\*  
6,843

2  
\*  
132

169  
\*  
6,975

\* Did not run with a political party



Statistical Recapitulation of 1986 General Election Returns  
According to Polling Places, Continued.

Page 57.

SENATORS, DISTRICT OF ST. THOMAS-ST. JOHN

JAMES A. O'BRYAN, JR. (INDEPENDENT)

ISLAND OF ST. THOMAS

POLLING PLACES

Jefferson School Annex in CAHS YARD  
Oswald Harris Court Community Center  
Charlotte Amalie High School (Cafeteria)  
Winston Raymo Recreation Center (NORTH)  
Winston Raymo Recreation Center (SOUTH)  
Dober School (SOUTH)  
Dober School (NORTH)  
Evelyn Marcelli School  
Frenchtown Kindergarten School  
Charlotte Amalie High School (GM - I)  
Charlotte Amalie High School (GM - II)  
Joseph Gomez School (ROOM 10)  
Joseph Gomez School (ROOM 7)  
Joseph Gomez School (ROOM 6)  
Joseph Gomez School (ROOM 5)  
Joseph Gomez School (ROOM 4)  
Joseph Gomez School (ROOM 3)  
Joseph Gomez School (ROOM 2)  
Ivanna Eudora Kean School (CAFETERIA)  
Ivanna Eudora Kean School (GYMNASIUM)  
Bertha C. Boschulte School (SECTION I)  
Bertha C. Boschulte School (SECTION II)  
SUB TOTAL

GENERAL ELECTION  
(Nov. 4, 1986)

RECOUNT  
(Nov. 22, 1986)

COURT ORDERED  
RECANVASS OF:  
Spoiled Ballots

FINAL TOTAL  
(Jan. 15, 1987 )  
Recount Plus (+)  
Spoiled Ballots

119	113	3	116
171	170	3	173
119	120	4	124
153	147	3	150
240	248	3	251
218	219	5	224
189	189	1	190
202	200	2	202
184	184	1	185
188	188	2	190
165	166	2	168
233	233	4	237
204	202	4	206
205	209	5	214
176	178	4	182
212	214	9	223
212	208	2	210
173	172	7	179
137	137	0	137
143	144	3	147
155	153	6	159
123	125	4	129
<u>3,921</u>	<u>3,919</u>	<u>77</u>	<u>3,996</u>

Statistical Recapitulation of 1986 General Election Returns  
According to Polling Places, Continued.

SENATORS, DISTRICT OF ST. THOMAS-ST. JOHN

JAMES A. O'BRYAN, JR. (INDEPENDENT)


ISLAND OF ST. THOMAS (Continued)

<u>POLLING PLACES</u>	<u>GENERAL ELECTION</u> (Nov. 4, 1986)	<u>RECOUNT</u> (Nov. 22, 1986)	<u>COURT ORDERED</u> <u>RECANVASS OF:</u> <u>Spoiled Ballots</u>	<u>FINAL COUNT</u> (Jan. 15, 1987) <u>Recount Plus (+)</u> <u>Spoiled Ballots</u>
<u>SUB-TOTAL</u> from page 57.	3,921	3,919	77	3,996
Joseph Sibilly School (Bldg. A-I)	182	181	6	187
Joseph Sibilly School (Bldg. A-II)	179	182	2	184
Joseph Sibilly School (Bldg. B)	216	215	2	217
Ulla F. Muller School (CAFETERIA)	223	225	5	230
Ulla F. Muller School (ROOM 13)	191	183	3	186
Ulla F. Muller School (ROOM 18)	160	161	3	164
Michael J. Kirwan Elementary School (ROOM 21)	262	263	3	266
Michael J. Kirwan Elementary School (ROOM 22)	252	256	6	262
<u>SUB-TOTAL (ST. THOMAS)</u>	<u>5,586</u>	<u>5,585</u>	<u>107</u>	<u>5,697</u>

ISLAND OF ST. JOHN

Julius E. Sprauve School (SECTION I), (Cruz Bay)	153	153	3	156
Julius E. Sprauve School (SECTION II), (Cruz Bay)	151	154	5	159
Guy Benjamin School (Coral Bay)	75	76	2	78
<u>SUB-TOTAL (ST. JOHN)</u>	<u>379</u>	<u>383</u>	<u>10</u>	<u>393</u>
<u>ABSENTEE</u>	116	115	3	118
<u>STRAIGHT PARTY VOTES</u>	*	*	*	*
<u>GRAND TOTAL</u>	<u>6,081</u>	<u>6,083</u>	<u>120</u>	<u>6,203</u>

\* Did not run with a political party





Statistical Recapitulation of 1986 General Election Returns  
According to Polling Places, Continued.

Page 59.

SENATORS, DISTRICT OF ST. THOMAS-ST. JOHN

KENNETH (KENN) HOBSON (INDEPENDENT)

ISLAND OF ST. THOMAS

POLLING PLACES

Jefferson School Annex in CAHS YARD  
Oswald Harris Court Community Center  
Charlotte Amalie High School (Cafeteria)  
Winston Raymo Recreation Center (NORTH)  
Winston Raymo Recreation Center (SOUTH)  
Dober School (SOUTH)  
Dober School (NORTH)  
Evelyn Marcelli School  
Frenchtown Kindergarten School  
Charlotte Amalie High School (GM - I)  
Charlotte Amalie High School (GM - II)  
Joseph Gomez School (ROOM 10)  
Joseph Gomez School (ROOM 7)  
Joseph Gomez School (ROOM 6)  
Joseph Gomez School (ROOM 5)  
Joseph Gomez School (ROOM 4)  
Joseph Gomez School (ROOM 3)  
Joseph Gomez School (ROOM 2)  
Ivanna Eudora Kean School (CAFETERIA)  
Ivanna Eudora Kean School (GYMNASIUM)  
Bertha C. Boschulte School (SECTION I)  
Bertha C. Boschulte School (SECTION II)  
SUB TOTAL


GENERAL ELECTION  
(Nov. 4, 1986)

RECOUNT  
(Nov. 22, 1986)

COURT ORDERED  
RECAVASS OF:  
Spoiled Ballots

FINAL TOTAL  
(Jan. 15, 1987 )  
Recount Plus (+)  
Spoiled Ballots

82	76	1	113
111	113	0	77
76	76	4	80
50	50	2	52
94	94	2	96
77	79	4	83
76	77	0	77
86	84	0	84
83	72	0	73
71	71	0	71
66	65	1	66
130	129	0	129
82	82	1	83
95	94	5	99
77	78	3	81
91	87	1	88
83	83	1	84
86	88	1	89
57	56	0	56
70	70	5	75
98	98	2	100
57	58	2	60
<u>1,798</u>	<u>1,780</u>	<u>36</u>	<u>1,816</u>



Statistical Recapitulation of 1986 General Election Returns  
According to Polling Places, Continued.

KENNETH (KENN) HOBSON (INDEPENDENT)

SENATORS, DISTRICT OF ST. THOMAS-ST. JOHN


ISLAND OF ST. THOMAS (Continued)

POLLING PLACES SUB-TOTAL	GENERAL ELECTION (Nov. 4, 1986)		RECOUNT (Nov. 22, 1986)		COURT ORDERED RECANVASS OF: Spoiled Ballots	FINAL COUNT (Jan. 15, 1987) Recount Plus (+) Spoiled Ballots
Joseph Sibilly School (BIDG. A-I)	58	58	58	1	36	1,816
Joseph Sibilly School (BIDG. A-II)	80	79	79	1	1	59
Joseph Sibilly School (BIDG. B)	81	80	80	2	1	80
Ulla F. Muller School (CAFETERIA)	92	90	90	3	2	82
Ulla F. Muller School (ROOM 13)	79	75	75	1	1	93
Ulla F. Muller School (ROOM 18)	89	91	91	2	2	76
Michael J. Kirwan Elementary School (ROOM 21)	130	129	129	0	0	93
Michael J. Kirwan Elementary School (ROOM 22)	138	135	135	2	2	129
SUB-TOTAL (ST. THOMAS)	2,545	2,517	2,517	48	48	137
						2,565

ISLAND OF ST. JOHN

Julius E. Sprauve School (SECTION I), (Cruz Bay)	68	67	67	0	0	67
Julius E. Sprauve School (SECTION II), (Cruz Bay)	43	44	44	1	1	45
Guy Benjamin School (Coral Bay)	19	19	19	0	0	19
SUB-TOTAL (ST. JOHN)	130	130	130	1	1	131
ABSENTEE		34			0	35
STRAIGHT PARTY VOTES		*			*	*
GRAND TOTAL	2,709	2,682	2,682	49	49	2,731

\* Did not run with a political party



Statistical Recapitulation of 1986 General Election Returns  
According to Polling Places, Continued.

Page 61.

SENATORS, DISTRICT OF ST. THOMAS-ST. JOHN

VERNON C. WALBYN, I (INDEPENDENT)

ISLAND OF ST. THOMAS

POLLING PLACES

Jefferson School Annex in CAHS YARD  
Oswald Harris Court Community Center  
Charlotte Amalie High School (Cafeteria)  
Winston Raymo Recreation Center (NORTH)  
Winston Raymo Recreation Center (SOUTH)  
Dober School (SOUTH)  
Dober School (NORTH)  
Evelyn Marcelli School  
Frenchtown Kindergarten School  
Charlotte Amalie High School (GM - I)  
Charlotte Amalie High School (GM - II)  
Joseph Gomez School (ROOM 10)  
Joseph Gomez School (ROOM 7)  
Joseph Gomez School (ROOM 6)  
Joseph Gomez School (ROOM 5)  
Joseph Gomez School (ROOM 4)  
Joseph Gomez School (ROOM 3)  
Joseph Gomez School (ROOM 2)  
Ivanna Eudora Kean School (CAFETERIA)  
Ivanna Eudora Kean School (GYMNASIUM)  
Bertha C. Boschnlte School (SECTION I)  
Bertha C. Boschnlte School (SECTION II)  
SUB TOTAL


GENERAL ELECTION  
(Nov. 4, 1986)

RECOUNT  
(Nov. 22, 1986)

COURT ORDERED  
RECANVASS OF:  
Spoiled Ballots

FINAL TOTAL  
(Jan. 15, 1987)  
Recount Plus (+)  
Spoiled Ballots

24	22	2	24
22	22	0	22
17	18	0	18
9	9	0	9
25	26	0	26
18	18	0	20
15	15	0	15
14	14	0	14
13	13	0	14
12	12	0	13
19	19	0	12
24	23	1	12
15	15	1	20
20	21	0	24
14	7	1	15
19	20	1	22
23	22	1	21
16	16	0	23
8	7	0	16
15	15	0	7
26	26	1	16
9	10	1	27
		0	10
		11	10
			381
<u>377</u>	<u>370</u>	<u>11</u>	<u>381</u>



Statistical Recapitulation of 1986 General Election Returns  
According to Polling Places, Continued.

Page 62.

SENATORS, DISTRICT OF ST. THOMAS-ST. JOHN

VERNON C. WALWYN, I (INDEPENDENT)

ISLAND OF ST. THOMAS (Continued)

	<u>GENERAL ELECTION</u> <u>(Nov. 4, 1986)</u>	<u>RECOUNT</u> <u>(Nov. 22, 1986)</u>	<u>COURT ORDERED</u> <u>RECANVASS OF:</u> <u>Spoiled Ballots</u>	<u>FINAL COUNT</u> <u>(Jan. 15, 1987 )</u> <u>Recount Plus (+)</u> <u>Spoiled Ballots</u>
<u>POLLING PLACES</u>				
<u>SUB-TOTAL from page 61.</u>	377	370	11	381
Joseph Sibilly School (BIDG. A-I)	7	7	0	7
Joseph Sibilly School (BIDG. A-II)	11	13	0	13
Joseph Sibilly School (BIDG. B)	21	20	1	21
Ulla F. Muller School (CAFETERIA)	20	20	0	20
Ulla F. Muller School (ROOM 13)	24	24	0	24
Ulla F. Muller School (ROOM 18)	12	12	1	13
Michael J. Kirwan Elementary School (ROOM 21)	21	19	0	19
Michael J. Kirwan Elementary School (ROOM 22)	33	33	0	33
<u>SUB-TOTAL (ST. THOMAS)</u>	<u>526</u>	<u>518</u>	<u>13</u>	<u>531</u>

ISLAND OF ST. JOHN

Julius E. Sprauve School (SECTION I), (Cruz Bay)	12	13	0	13
Julius E. Sprauve School (SECTION II), (Cruz Bay)	11	11	0	11
Guy Benjamin School (Coral Bay)	4	4	0	4
<u>SUB-TOTAL (ST. JOHN)</u>	<u>27</u>	<u>28</u>	<u>0</u>	<u>28</u>
<u>ABSENTEE</u>	10	9	1	10
<u>STRAIGHT PARTY VOTES</u>	*	*	*	*
<u>GRAND TOTAL</u>	<u>563</u>	<u>555</u>	<u>14</u>	<u>569</u>

\* Did not run with a political party



Statistical Recapitulation of 1986 General Election Returns  
According to Polling Places, Continued.

SENATORS, DISTRICT OF ST. THOMAS-ST. JOHN

CHARLES C. HULL (INDEPENDENT)

ISLAND OF ST. THOMAS

POLLING PLACES

Jefferson School Annex in CAHS YARD  
Oswald Harris Court Community Center  
Charlotte Amalie High School (Cafeteria)  
Winston Raymo Recreation Center (NORTH)  
Winston Raymo Recreation Center (SOUTH)  
Dober School (SOUTH)  
Dober School (NORTH)  
Evelyn Marcelli School  
Frenchtown Kindergarten School  
Charlotte Amalie High School (GM - I)  
Charlotte Amalie High School (GM - II)  
Joseph Gomez School (ROOM 10)  
Joseph Gomez School (ROOM 7)  
Joseph Gomez School (ROOM 6)  
Joseph Gomez School (ROOM 5)  
Joseph Gomez School (ROOM 4)  
Joseph Gomez School (ROOM 3)  
Joseph Gomez School (ROOM 2)  
Ivarna Eudora Kean School (CAFETERIA)  
Ivarna Eudora Kean School (GYMNASIUM)  
Bertha C. Boschnite School (SECTION I)  
Bertha C. Boschnite School (SECTION II)  
SUB TOTAL


GENERAL ELECTION  
(Nov. 4, 1986)

RECOUNT  
(Nov. 22, 1986)

COURT ORDERED  
RECANVASS OF:  
Spoiled Ballots

FINAL TOTAL  
(Jan. 15, 1987)  
Recount Plus (+)  
Spoiled Ballots

13	13	0	13
6	5	0	5
9	9	1	10
15	15	1	16
12	15	0	15
14	15	2	17
16	15	0	15
7	7	0	7
25	26	0	26
30	29	0	29
24	24	2	26
6	6	1	7
5	5	1	6
7	7	0	7
16	15	1	16
13	13	2	15
7	6	0	6
7	9	0	9
44	45	0	45
30	30	0	30
7	7	0	7
0	0	1	1
<u>313</u>	<u>316</u>	<u>12</u>	<u>328</u>



Statistical Recapitulation of 1986 General Election Returns  
According to Polling Places, Continued.

Page 64.

CHARLES C. HULL (INDEPENDENT)

SENATORS, DISTRICT OF ST. THOMAS-ST. JOHN


ISLAND OF ST. THOMAS (Continued)

POLLING PLACES	GENERAL ELECTION (Nov. 4, 1986)	RECOUNT (Nov. 22, 1986)	COURT ORDERED RECANVASS OF: Spoiled Ballots	FINAL COUNT (Jan. 15, 1987 ) Recount Plus (+) Spoiled Ballots
<u>SUB-TOTAL</u> from page 63	313	316	12	328
Joseph Sibilly School (BIDG. A-I)	56	55	1	56
Joseph Sibilly School (BIDG. A-II)	37	37	2	39
Joseph Sibilly School (BIDG. B)	70	69	1	70
Ulla F. Muller School (CAFETERIA)	25	26	1	27
Ulla F. Muller School (ROOM 13)	31	31	0	31
Ulla F. Muller School (ROOM 18)	24	24	1	25
Michael J. Kirwan Elementary School (ROOM 21)	24	23	0	23
Michael J. Kirwan Elementary School (ROOM 22)	38	37	1	38
<u>SUB-TOTAL (ST. THOMAS)</u>	618	618	19	637

ISLAND OF ST. JOHN

Julius E. Sprauve School (SECTION I), (Cruz Bay)	30	30	0	30
Julius E. Sprauve School (SECTION II), (Cruz Bay)	19	19	1	20
Guy Benjamin School (Coral Bay)	20	20	0	20
<u>SUB-TOTAL (ST. JOHN)</u>	69	69	1	70
<u>ABSENTEE</u>	25	25	0	25
<u>STRAIGHT PARTY VOTES</u>	*	*	*	*
<u>GRAND TOTAL</u>	712	712	20	732

\* Did not run with a political party



Statistical Recapitulation of 1986 General Election Returns  
According to Polling Places, Continued

Page 65.

VIRDIN C. BROWN (I.C.M.)

SENATORS, DISTRICT OF ST. THOMAS-ST. JOHN

ISLAND OF ST. THOMAS

POLLING PLACES

Jefferson School Annex in CAHS YARD  
Oswald Harris Court Community Center  
Charlotte Amalie High School (Cafeteria)  
Winston Raymo Recreation Center (NORTH)  
Winston Raymo Recreation Center (SOUTH)  
Dober School (SOUTH)  
Dober School (NORTH)  
Evelyn Marcelli School  
Frenchtown Kindergarten School  
Charlotte Amalie High School (GYM - I)  
Charlotte Amalie High School (GYM - II)  
Joseph Gomez School (ROOM 10)  
Joseph Gomez School (ROOM 7)  
Joseph Gomez School (ROOM 6)  
Joseph Gomez School (ROOM 5)  
Joseph Gomez School (ROOM 4)  
Joseph Gomez School (ROOM 3)  
Joseph Gomez School (ROOM 2)  
Ivanna Eudora Kean School (CAFETERIA)  
Ivanna Eudora Kean School (GYMNASIUM)  
Bertha C. Boschulte School (SECTION I)  
Bertha C. Boschulte School (SECTION II)  
SUB TOTAL


GENERAL ELECTION  
(Nov. 4, 1986)

RECOUNT  
(Nov. 22, 1986)

COURT ORDERED  
RECANVASS OF:  
Spoiled Ballots

FINAL TOTAL  
(Jan. 15, 1987 )  
Recount Plus (+)  
Spoiled Ballots

194	182	4	186
247	235	6	241
190	191	9	200
204	204	6	210
322	314	7	321
287	286	8	294
299	293	0	293
294	289	3	292
277	275	8	283
203	202	1	203
172	170	2	172
360	357	9	366
282	283	6	289
283	282	10	292
227	217	10	227
272	272	15	287
288	290	9	299
266	272	9	281
134	132	1	133
136	136	6	142
235	236	8	244
200	198	6	204
<u>5,372</u>	<u>5,316</u>	<u>143</u>	<u>5,459</u>



Statistical Recapitulation of 1986 General Election Returns  
According to Polling Places, Continued

Page 66.

VIRDIN C. BROWN (I.C.M.)

SENATORS, DISTRICT OF ST. THOMAS-ST. JOHN


ISLAND OF ST. THOMAS (Continued)

POLLING PLACES <u>SUB-TOTAL</u> from page 65,	GENERAL ELECTION	RECOUNT	COURT ORDERED	FINAL COUNT
	(Nov. 4, 1986)	(Nov. 22, 1986)	RECANVASS OF: Spoiled Ballots	(Jan. 15, 1987 ) Recount Plus (+) Spoiled Ballots
Joseph Sibilly School (BIDG. A-I)	5,372	5,316	143	5,459
Joseph Sibilly School (BIDG. A-II)	169	169	4	173
Joseph Sibilly School (BIDG. B)	156	156	4	160
Ulla F. Miller School (CAFETERIA)	215	215	7	222
Ulla F. Miller School (ROOM 13)	262	258	8	266
Ulla F. Miller School (ROOM 18)	209	197	3	200
Michael J. Kirwan Elementary School (ROOM 21)	210	211	2	213
Michael J. Kirwan Elementary School (ROOM 22)	332	336	6	342
<u>SUB-TOTAL (ST. THOMAS)</u>	<u>7,259</u>	<u>7,191</u>	<u>185</u>	<u>7,376</u>

ISLAND OF ST. JOHN

Julius E. Sprauve School (SECTION I), (Cruz Bay)	238	237	6	243
Julius E. Sprauve School (SECTION II), (Cruz Bay)	223	226	14	240
Guy Benjamin School (Coral Bay)	113	114	5	119
<u>SUB-TOTAL (ST. JOHN)</u>	<u>574</u>	<u>577</u>	<u>25</u>	<u>602</u>
ABSENTEE	128	131	5	136
STRAIGHT PARTY VOTES	118	104	**	104
<u>GRAND TOTAL</u>	<u>8,079</u>	<u>8,003</u>	<u>215</u>	<u>8,218</u>

\*\* There were no straight party votes tabulated at the Recanvass





Statistical Recapitulation of 1986 General Election Returns  
According to Polling Places, Continued


Page 67.

SENATORS, DISTRICT OF ST. THOMAS-ST. JOHN

ISLAND OF ST. THOMAS

GAYLORD A. SPRALVE (DEMOCRAT)

	<u>GENERAL ELECTION</u> (Nov. 4, 1986)	<u>RECOUNT</u> (Nov. 22, 1986)	<u>COURT ORDERED RECANVASS OF:</u> <u>Spilled Ballots</u>	<u>FINAL TOTAL</u> (Jan. 15, 1987 ) <u>Recount Plus (+)</u> <u>Spilled Ballots</u>
<u>POLLING PLACES</u>				
Jefferson School Annex in CAHS YARD	136	131	6	137
Oswald Harris Court Community Center	150	147	9	156
Charlotte Amalie High School (Cafeteria)	100	100	3	103
Winston Raymo Recreation Center (NORTH)	130	129	4	133
Winston Raymo Recreation Center (SOUTH)	216	215	9	224
Dober School (SOUTH)	212	209	6	215
Dober School (NORTH)	191	184	1	185
Evelyn Marcelli School	210	213	1	216
Frenchtown Kindergarten School	124	127	3	137
Charlotte Amalie High School (GM - I)	167	166	10	170
Charlotte Amalie High School (GM - II)	133	136	4	139
Joseph Gomez School (ROOM 10)	206	206	3	216
Joseph Gomez School (ROOM 7)	160	161	10	170
Joseph Gomez School (ROOM 6)	157	154	6	167
Joseph Gomez School (ROOM 5)	144	131	7	167
Joseph Gomez School (ROOM 4)	174	176	7	181
Joseph Gomez School (ROOM 3)	181	182	11	192
Joseph Gomez School (ROOM 2)	147	149	4	156
Ivanna Eudora Kean School (CAFETERIA)	140	139	11	150
Ivanna Eudora Kean School (GYMNASIUM)	135	132	5	144
Bertha C. Bosculte School (SECTION I)	133	135	4	144
Bertha C. Bosculte School (SECTION II)	107	108	6	114
<u>SUB TOTAL</u>	<u>3,453</u>	<u>3,430</u>	<u>135</u>	<u>3,565</u>



Statistical Recapitulation of 1986 General Election Returns  
According to Polling Places, Continued

Page 68.

GAYLORD A. SPRAUVE (DEMOCRAT)

SENATORS, DISTRICT OF ST. THOMAS-ST. JOHN

ISLAND OF ST. THOMAS (Continued)

POLLING PLACES	GENERAL ELECTION (Nov. 4, 1986)	RECOUNT (Nov. 22, 1986)	COURT ORDERED RECANVASS OF: Spoiled Ballots	FINAL COUNT (Jan. 15, 1987 ) Recount Plus (+) Spoiled Ballots
<u>SUB-TOTAL from page 67,</u>	3,453	3,430	135	3,565
Joseph Sibilly School (BIDG. A-I)	102	101	4	105
Joseph Sibilly School (BIDG. A-II)	130	130	4	134
Joseph Sibilly School (BIDG. B)	141	142	5	147
Ulla F. Miller School ((CAFETERIA)	173	174	5	179
Ulla F. Miller School (ROOM 13)	160	154	3	157
Ulla F. Miller School (ROOM 18)	158	162	3	165
Michael J. Kirwan Elementary School (ROOM 21)	241	239	4	243
Michael J. Kirwan Elementary School (ROOM 22)	237	231	8	239
<u>SUB-TOTAL (ST. THOMAS)</u>	<u>4,795</u>	<u>4,763</u>	<u>171</u>	<u>4,934</u>

ISLAND OF ST. JOHN

Julius E. Sprauve School (SECTION I), (Cruz Bay)	161	161	4	165
Julius E. Sprauve School (SECTION II), (Cruz Bay)	165	169	10	179
Guy Benjamin School (Coral Bay)	85	86	4	90
<u>SUB-TOTAL (ST. JOHN)</u>	<u>411</u>	<u>416</u>	<u>18</u>	<u>434</u>
<u>ABSENTEE</u>	88	89	5	94
<u>STRAIGHT PARTY VOTES</u>	511	466	**	466
<u>GRAND TOTAL</u>	<u>5,805</u>	<u>5,734</u>	<u>194</u>	<u>5,928</u>

\*\* There were no straight party votes tabulated at the Recanvass



Statistical Recapitulation of 1986 General Election Returns  
According to Polling Places, Continued

ALLAN PAUL SHADKIN (DEMOCRAT)

SENATORS, DISTRICT OF ST. THOMAS-ST. JOHN

ISLAND OF ST. THOMAS

POLLING PLACES

Jefferson School Annex in CAHS YARD  
Oswald Harris Court Community Center  
Charlotte Amalie High School (Cafeteria)  
Winston Raymo Recreation Center (NORTH)  
Winston Raymo Recreation Center (SOUTH)  
Dober School (SOUTH)  
Dober School (NORTH)  
Evelyn Marcelli School  
Frenchtown Kindergarten School  
Charlotte Amalie High School (GM - I)  
Charlotte Amalie High School (GM - II)  
Joseph Gomez School (ROOM 10)  
Joseph Gomez School (ROOM 7)  
Joseph Gomez School (ROOM 6)  
Joseph Gomez School (ROOM 5)  
Joseph Gomez School (ROOM 4)  
Joseph Gomez School (ROOM 3)  
Joseph Gomez School (ROOM 2)  
Ivarna Eudora Kean School (CAFETERIA)  
Ivarna Eudora Kean School (GYMNASIUM)  
Bertha C. Boschulte School (SECTION I)  
Bertha C. Boschulte School (SECTION II)  
SUB TOTAL

GENERAL ELECTION  
(Nov. 4, 1986)

RECOUNT  
(Nov. 22, 1986)

COURT ORDERED  
RECANVASS OF:  
Spoiled Ballots

FINAL TOTAL  
(Jan. 15, 1987)  
Recount Plus (+)  
Spoiled Ballots

133	127	8	135
142	141	10	151
115	112	6	118
165	164	7	171
223	215	9	224
192	194	9	203
170	161	9	162
153	153	1	155
247	246	2	257
231	230	11	238
188	188	8	193
244	242	5	252
174	175	10	179
188	184	4	179
166	168	5	189
195	192	6	174
190	187	14	206
180	175	5	192
202	203	6	181
203	201	5	208
158	158	8	209
127	130	8	166
<u>3,986</u>	<u>3,946</u>	<u>7</u>	<u>137</u>
		<u>154</u>	<u>4,100</u>



Statistical Recapitulation of 1986 General Election Returns  
According to Polling Places, Continued.

Page 70.

SENATORS, DISTRICT OF ST. THOMAS-ST. JOHN

ALLAN PAUL SHATKIN (DEMOCRAT)


ISLAND OF ST. THOMAS (Continued)

POLLING PLACES	GENERAL ELECTION (Nov. 4, 1986)	RECOUNT (Nov. 22, 1986)	COURT ORDERED RECANVASS OF: Spoiled Ballots	FINAL COUNT (Jan. 15, 1987 ) Recount Plus (+) Spoiled Ballots
<u>SUB-TOTAL</u> from page 69,	3,986	3,946	154	4,100
Joseph Sibilly School (BLDG. A-I)	285	287	8	295
Joseph Sibilly School (BLDG. A-II)	259	262	3	264
Joseph Sibilly School (BLDG. B)	350	348	11	359
Ulla F. Miller School ((CAFETERIA)	222	220	7	227
Ulla F. Miller School (ROOM 13)	194	190	4	194
Ulla F. Miller School (ROOM 18)	191	192	6	198
Michael J. Kirwan Elementary School (ROOM 21)	250	243	7	250
Michael J. Kirwan Elementary School (ROOM 22)	261	254	10	264
<u>SUB-TOTAL (ST. THOMAS)</u>	<u>5,998</u>	<u>5,947</u>	<u>210</u>	<u>6,151</u>

ISLAND OF ST. JOHN

Julius E. Sprauve School (SECTION I), (Cruz Bay)	211	212	6	218
Julius E. Sprauve School (SECTION II), (Cruz Bay)	178	181	11	192
Guy Benjamin School (Coral Bay)	103	104	4	108
<u>SUB-TOTAL (ST. JOHN)</u>	<u>497</u>	<u>497</u>	<u>21</u>	<u>518</u>
<u>ABSENTEE</u>	165	170	6	176
<u>STRAIGHT PARTY VOTES</u>	511	466	**	466
<u>GRAND TOTAL</u>	<u>7,166</u>	<u>7,075</u>	<u>237</u>	<u>7,312</u>

\*\* There were no straight party votes tabulated at the Recanvass



Statistical Recapitulation of 1986 General Election Returns  
According to Polling Places, Continued

SENATORS, DISTRICT OF ST. THOMAS-ST. JOHN

IVER A. STRIDIRON (DEMOCRAT)

ISLAND OF ST. THOMAS

POLLING PLACES

Jefferson School Annex in CAHS YARD  
Oswald Harris Court Community Center  
Charllotte Amalie High School (Cafeteria)  
Winston Raymo Recreation Center (NORTH)  
Winston Raymo Recreation Center (SOUTH)  
Dober School (SOUTH)  
Dober School (NORTH)  
Evelyn Marcelli School  
Frenchtown Kindergarten School  
Charllotte Amalie High School (Gym - I)  
Charllotte Amalie High School (Gym - II)  
Joseph Gomez School (ROOM 10)  
Joseph Gomez School (ROOM 7)  
Joseph Gomez School (ROOM 6)  
Joseph Gomez School (ROOM 5)  
Joseph Gomez School (ROOM 4)  
Joseph Gomez School (ROOM 3)  
Joseph Gomez School (ROOM 2)  
Ivanna Eudora Kean School (CAFETERIA)  
Ivanna Eudora Kean School (GYMNASIUM)  
Bertha C. Boschulte School (SECTION I)  
Bertha C. Boschulte School (SECTION II)  
SUB TOTAL


GENERAL ELECTION  
(Nov. 4, 1986)

RECOUNT  
(Nov. 22, 1986)

COURT ORDERED  
RECANVASS OF:  
Spoiled Ballots

FINAL TOTAL  
(Jan. 15, 1987 )  
Recount plus (+)  
Spoiled Ballots

155	145	7	152
207	198	10	208
169	168	6	174
163	160	6	166
279	376	12	388
253	252	7	259
247	243	1	244
252	249	2	251
181	180	10	190
170	171	6	177
159	161	3	164
274	276	9	285
238	236	7	243
220	220	9	229
182	173	9	182
230	230	11	241
241	241	5	246
194	192	9	201
115	111	5	116
110	109	7	116
195	195	9	204
150	151	8	159
<u>4,384</u>	<u>4,437</u>	<u>158</u>	<u>4,595</u>



Statistical Recapitulation of 1986 General Election Returns  
According to Polling Places, Continued

IVER A. STRIDIRON (DEMOCRAT)

SENATORS, DISTRICT OF ST. THOMAS-ST. JOHN

ISLAND OF ST. THOMAS (Continued)

POLLING PLACES	GENERAL ELECTION (Nov. 4, 1986)	RECOUNT (Nov. 22, 1986)	COURT ORDERED RECANVASS OF: Spoiled Ballots	FINAL COUNT (Jan. 15, 1987 ) Recount Plus (+) Spoiled Ballots
<u>SUB-TOTAL</u> from page 71.	4,384	4,437	158	4,595
Joseph Sibilly School (BUDG. A-I)	145	142	3	145
Joseph Sibilly School (BUDG. A-II)	129	130	2	132
Joseph Sibilly School (BUDG. B)	182	184	6	190
Ulla F. Muller School ((CAFETERIA)	224	220	5	225
Ulla F. Muller School (ROOM 13)	171	168	3	171
Ulla F. Muller School (ROOM 18)	188	185	2	187
Michael J. Kirwan Elementary School (ROOM 21)	283	286	5	291
Michael J. Kirwan Elementary School (ROOM 22)	269	270	13	283
<u>SUB-TOTAL (ST. THOMAS)</u>	<u>5,975</u>	<u>6,022</u>	<u>197</u>	<u>6,219</u>

ISLAND OF ST. JOHN

Julius E. Sprauve School (SECTION I), (Cruz Bay)	163	162	5	165
Julius E. Sprauve School (SECTION II), (Cruz Bay)	139	142	8	144
Guy Benjamin School (Coral Bay)	68	66	4	72
<u>SUB-TOTAL (ST. JOHN)</u>	<u>370</u>	<u>370</u>	<u>17</u>	<u>381</u>
ABSENTEE	114	118	5	123
STRAIGHT PARTY VOTES	511	466	**	466
<u>GRAND TOTAL</u>	<u>6,970</u>	<u>6,976</u>	<u>219</u>	<u>7,195</u>

\*\* There were no straight party votes at the Recanvass

Statistical Recapitulation of 1986 General Election Returns  
According to Polling Places, Continued.

CHARLES "BIG SAUL" GREENE (INDEPENDENT)


SENATORS, DISTRICT OF ST. THOMAS-ST. JOHN

ISLAND OF ST. THOMAS

POLLING PLACES

Jefferson School Annex in CAHS YARD  
Oswald Harris Court Community Center  
Charlotte Amalie High School (Cafeteria)  
Winston Raymo Recreation Center (NORTH)  
Winston Raymo Recreation Center (SOUTH)  
Dober School (SOUTH)  
Dober School (NORTH)  
Evelyn Marcelli School  
Frenchtown Kindergarten School  
Charlotte Amalie High School (GM - I)  
Charlotte Amalie High School (GM - II)  
Joseph Gomez School (ROOM 10)  
Joseph Gomez School (ROOM 7)  
Joseph Gomez School (ROOM 6)  
Joseph Gomez School (ROOM 5)  
Joseph Gomez School (ROOM 4)  
Joseph Gomez School (ROOM 3)  
Joseph Gomez School (ROOM 2)  
Ivanna Eudora Kean School (CAFETERIA)  
Ivanna Eudora Kean School (GYMNASIUM)  
Bertha C. Boschulte School (SECTION I)  
Bertha C. Boschulte School (SECTION II)  
SUB TOTAL

	<u>GENERAL ELECTION</u> (Nov. 4, 1986)	<u>RECOUNT</u> (Nov. 22, 1986)	<u>COURT ORDERED RECANVASS OF:</u> Spoiled Ballots	<u>FINAL TOTAL</u> (Jan. 15, 1987) Recount Plus (+) Spoiled Ballots
	16	16	0	16
	25	24	0	24
	11	12	0	14
	29	29	2	29
	30	32	0	29
	28	28	2	34
	23	25	0	28
	23	25	0	25
	23	25	0	25
	52	48	0	25
	21	21	0	48
	21	21	1	22
	21	21	0	21
	34	34	1	21
	24	24	1	35
	28	29	2	26
	30	30	0	29
	18	18	1	29
	25	25	2	31
	25	25	2	20
	25	30	2	27
	18	19	0	30
	20	20	0	30
	27	21	3	19
	20	19	2	23
	20	19	2	23
	548	550	20	23
				21
				570



Statistical Recapitulation of 1986 General Election Returns  
According to Polling Places, Continued

CHARLES "BIG SAULT" GREENE (INDEPENDENT)

SENATORS, DISTRICT OF ST. THOMAS-ST. JOHN

ISLAND OF ST. THOMAS (Continued)

POLLING PLACES	GENERAL ELECTION (Nov. 4, 1986)	RECOUNT (Nov. 22, 1986)	COURT ORDERED RECANVASS OF: Spoiled Ballots	FINAL COUNT (Jan. 15, 1987 ) Recount Plus (+) Spoiled Ballots
<u>SUB-TOTAL</u> from page 73.	548	550	20	570
Joseph Sibilly School (BUDG. A-I)	24	33	0	33
Joseph Sibilly School (BUDG. A-II)	28	28	1	29
Joseph Sibilly School (BUDG. B)	30	29	1	30
Ulla F. Muller School (CAFETERIA)	33	33	1	34
Ulla F. Muller School (ROOM 13)	30	28	2	30
Ulla F. Muller School (ROOM 18)	20	20	2	22
Michael J. Kirwan Elementary School (ROOM 21)	39	41	0	41
Michael J. Kirwan Elementary School (ROOM 22)	39	36	1	37
<u>SUB-TOTAL (ST. THOMAS)</u>	<u>791</u>	<u>798</u>	<u>28</u>	<u>826</u>

ISLAND OF ST. JOHN

Julius E. Sprauve School (SECTION I), (Cruz Bay)	11	11	0	11
Julius E. Sprauve School (SECTION II), (Cruz Bay)	11	11	1	12
Guy Benjamin School (Coral Bay)	8	8	1	9
<u>SUB-TOTAL (ST. JOHN)</u>	<u>30</u>	<u>30</u>	<u>2</u>	<u>32</u>
ABSENTEE	17	20	0	20
STRAIGHT PARTY VOTES	*	*	**	*
<u>GRAND TOTAL</u>	<u>838</u>	<u>848</u>	<u>30</u>	<u>878</u>





Statistical Recapitulation of 1986 General Election Returns  
According to Polling Places, Continued

STEINMANN HODGE, ESQ. (INDEPENDENT)

SENATORS, DISTRICT OF ST. THOMAS-ST. JOHN

ISLAND OF ST. THOMAS

POLLING PLACES

Jefferson School Annex in CAHS YARD  
Oswald Harris Court Community Center  
Charlotte Amalie High School (Cafeteria)  
Winston Raymo Recreation Center (NORTH)  
Winston Raymo Recreation Center (SOUTH)  
Dober School (SOUTH)  
Dober School (NORTH)  
Evelyn Marcelli School  
Frenchtown Kindergarten School  
Charlotte Amalie High School (GYM - I)  
Charlotte Amalie High School (GYM - II)  
Joseph Gomez School (ROOM 10)  
Joseph Gomez School (ROOM 7)  
Joseph Gomez School (ROOM 6)  
Joseph Gomez School (ROOM 5)  
Joseph Gomez School (ROOM 4)  
Joseph Gomez School (ROOM 3)  
Joseph Gomez School (ROOM 2)  
Ivanna Eudora Kean School (CAFETERIA)  
Ivanna Eudora Kean School (GYMNASIUM)  
Bertha C. Boschulte School (SECTION I)  
Bertha C. Boschulte School (SECTION II)  
SUB TOTAL


GENERAL ELECTION  
(Nov. 4, 1986)

RECOUNT  
(Nov. 22, 1986)

COURT ORDERED  
RECANVASS OF:  
Spoiled Ballots

FINAL TOTAL  
(Jan. 15, 1987 )  
Recount Plus (+)  
Spoiled Ballots

129	119	5	124
164	156	3	159
93	91	4	95
113	112	3	115
175	168	3	171
142	141	2	143
145	145	0	145
174	171	0	171
95	93	0	95
133	134	2	136
94	96	2	98
158	160	3	163
143	143	5	148
141	138	4	142
121	121	5	126
141	141	4	145
157	155	4	159
135	139	4	143
68	68	4	69
43	43	1	48
125	123	5	127
100	99	4	101
<u>2,789</u>	<u>2,756</u>	<u>67</u>	<u>2,823</u>



Statistical Recapitulation of 1986 General Election Returns  
According to Polling Places, Continued

Page 76.

STEINMANN HODGE, ESQ. (INDEPENDENT)

SENATORS, DISTRICT OF ST. THOMAS-ST. JOHN

ISLAND OF ST. THOMAS (Continued)

POLLING PLACES

SUB-TOTAL from page 75.

Joseph Sibilly School (BLDG. A-I) 2,789  
Joseph Sibilly School (BLDG. A-II) 47  
Joseph Sibilly School (BLDG. B) 38  
Ulla F. Muller School (CAFETERIA) 48  
Ulla F. Muller School (ROOM 13) 121  
Ulla F. Muller School (ROOM 18) 102  
Michael J. Kirwan Elementary School (ROOM 21) 86  
Michael J. Kirwan Elementary School (ROOM 22) 174  
SUB-TOTAL (ST. THOMAS) 155  
3,560

GENERAL ELECTION  
(Nov. 4, 1986)

RECOUNT  
(Nov. 22, 1986)

COURT ORDERED  
RECANVASS OF:  
Spoiled Ballots

FINAL COUNT  
(Jan. 15, 1987)  
Recount Plus (+)  
Spoiled Ballots


2,789	2,756	67	2,823
47	47	0	47
38	39	1	40
48	46	0	46
121	116	4	120
102	100	1	101
86	81	0	81
174	174	2	176
155	151	2	153
<u>3,560</u>	<u>3,510</u>	<u>77</u>	<u>3,587</u>

ISLAND OF ST. JOHN

Julius E. Sprauve School (SECTION I), (Cruz Bay) 76  
Julius E. Sprauve School (SECTION II), (Cruz Bay) 84  
Guy Benjamin School (Coral Bay) 58  
SUB-TOTAL (ST. JOHN) 218

ABSENTEE 45  
STRAIGHT PARTY VOTES \*  
GRAND TOTAL 3,823

76	75	0	75
84	85	4	89
58	58	0	58
<u>218</u>	<u>218</u>	<u>4</u>	<u>222</u>
45	45	2	47
*	*	**	*
<u>3,823</u>	<u>3,773</u>	<u>83</u>	<u>3,856</u>



Statistical Recapitulation of 1986 General Election Returns  
According to Polling Places, Continued

Page 77.

HALVOR HART, JR. (INDEPENDENT)

SENATORS, DISTRICT OF ST. THOMAS-ST. JOHN

ISLAND OF ST. THOMAS

POLLING PLACES

	<u>GENERAL ELECTION</u> (Nov. 4, 1986)	<u>RECOUNT</u> (Nov. 22, 1986)	<u>COURT ORDERED</u> <u>RECANVASS OF:</u> Spoiled Ballots	<u>FINAL TOTAL</u> (Jan. 15, 1987 ) Recount Plus (+) Spoiled Ballots
Jefferson School Annex in CAHS YARD	91	83	2	85
Oswald Harris Court Community Center	98	102	2	104
Charlotte Amalie High School (Cafeteria)	73	72	2	74
Winston Raymo Recreation Center (NORTH)	72	73	3	75
Winston Raymo Recreation Center (SOUTH)	123	124	2	126
Dober School (SOUTH)	92	92	3	95
Dober School (NORTH)	93	90	1	91
Evelyn Marcelli School	138	137	0	137
Frenchtown Kindergarten School	72	72	3	75
Charlotte Amalie High School (GM - I)	61	60	1	61
Charlotte Amalie High School (GM - II)	42	42	1	43
Joseph Gomez School (ROOM 10)	114	114	3	117
Joseph Gomez School (ROOM 7)	91	90	1	91
Joseph Gomez School (ROOM 6)	89	87	4	91
Joseph Gomez School (ROOM 5)	88	84	5	89
Joseph Gomez School (ROOM 4)	104	103	5	108
Joseph Gomez School (ROOM 3)	118	115	5	120
Joseph Gomez School (ROOM 2)	88	84	2	86
Ivanna Eudora Kean School (CAFETERIA)	44	39	0	39
Ivanna Eudora Kean School (GYMNASIUM)	41	40	1	41
Bertha C. Boschulte School (SECTION I)	85	85	2	87
Bertha C. Boschulte School (SECTION II)	65	64	1	65
<u>SUB TOTAL</u>	<u>1,882</u>	<u>1,852</u>	<u>49</u>	<u>1,901</u>

Statistical Recapitulation of 1986 General Election Returns  
According to Polling Places, Continued

HALVOR HART, JR. (INDEPENDENT)

SENATORS, DISTRICT OF ST. THOMAS-ST. JOHN

ISLAND OF ST. THOMAS (Continued)

	GENERAL ELECTION (Nov. 4, 1986)	RECOUNT (Nov. 22, 1986)	COURT ORDERED RECANVASS OF: Spoiled Ballots	FINAL COUNT (Jan. 15, 1987) Recount Plus (+) Spoiled Ballots
<u>SUB-TOTAL</u> from page 77.	1,882	1,852	49	1,901

Joseph Sibilly School (BLDG. A-I)	47	48	0	48
Joseph Sibilly School (BLDG. A-II)	35	33	1	34
Joseph Sibilly School (BLDG. B)	45	43	0	43
Ulla F. Muller School (CAFETERIA)	73	69	2	71
Ulla F. Muller School (ROOM 13)	59	57	1	58
Ulla F. Muller School (ROOM 18)	58	58	0	58
Michael J. Kirwan Elementary School (ROOM 21)	118	123	0	123
Michael J. Kirwan Elementary School (ROOM 22)	118	119	2	121
<u>SUB-TOTAL (ST. THOMAS)</u>	<u>2,435</u>	<u>2,402</u>	<u>55</u>	<u>2,457</u>

ISLAND OF ST. JOHN

Julius E. Sprauve School (SECTION I), (Cruz Bay)	50	50	0	50
Julius E. Sprauve School (SECTION II), (Cruz Bay)	54	55	1	56
Guy Benjamin School (Coral Bay)	24	24	0	24
<u>SUB-TOTAL (ST. JOHN)</u>	<u>128</u>	<u>129</u>	<u>1</u>	<u>130</u>
ABSENTEE	30	31	0	31
STRAIGHT PARTY VOTES	*	*	**	*
<u>GRAND TOTAL</u>	<u>2,593</u>	<u>2,562</u>	<u>56</u>	<u>2,618</u>

Statistical Recapitulation of 1986 General Election Returns  
According to Polling Places, Continued

Page 10.

DISTRICT OF ST. THOMAS-ST. JOHN

ISLAND OF ST. THOMAS CONTINUED

FARRELLY, ALEXANDER A.)  
GOVERNOR AND LIEUTENANT GOVERNOR  
for DEMOCRAT and

HODGE, DEREK M.)  
LIEUTENANT GOVERNOR  
for DEMOCRAT

POLLING PLACES

SUB-TOTAL from page 9.  
Joseph Sibilly School (BLDG. A - I)  
Joseph Sibilly School (BLDG. A - II)  
Joseph Sibilly School (BLDG. B)  
Ulla F. Muller School (CAFETERIA)  
Ulla F. Muller School (ROOM 13)  
Ulla F. Muller School (ROOM 18)  
Michael J. Kirwan Elementary School (ROOM 21)  
Michael J. Kirwan Elementary School (ROOM 22)  
SUB-TOTAL (ST. THOMAS)  
6,307

ISLAND OF ST. JOHN

Julius E. Sprauve School (SECTION I), (Cruz Bay)  
Julius E. Sprauve School (SECTION II), (Cruz Bay)  
Guy Benjamin School (Coral Bay)  
SUB-TOTAL (ST. JOHN)  
406  
173  
511  
7,397

ABSENTEE  
STRAIGHT PARTY VOTES  
GRAND TOTAL

	GOVERNOR GENERAL ELECTION (Nov. 4, 1986)	RECOUNT (Nov. 22, 1986)	COURT ORDERED RECANVASS OF: Spoiled Ballots	LIEUTENANT GOVERNOR FINAL TOTAL (Jan. 15, 1987) Recount plus (+) Spoiled Ballots	RUNOFF ELECTION (Nov. 18, 1986)
Joseph Sibilly School (BLDG. A - I)	4,203	4,079	208	4,287	5,122
Joseph Sibilly School (BLDG. A - II)	254	255	6	261	346
Joseph Sibilly School (BLDG. B)	259	259	8	267	325
Ulla F. Muller School (CAFETERIA)	319	320	8	328	443
Ulla F. Muller School (ROOM 13)	262	257	11	268	326
Ulla F. Muller School (ROOM 18)	196	193	6	199	254
Michael J. Kirwan Elementary School (ROOM 21)	214	214	8	222	256
Michael J. Kirwan Elementary School (ROOM 22)	295	283	9	292	347
SUB-TOTAL (ST. THOMAS)	305	302	11	313	380
ISLAND OF ST. JOHN	6,307	6,167	275	6,437	7,799
Julius E. Sprauve School (SECTION I), (Cruz Bay)	162	163	11	174	193
Julius E. Sprauve School (SECTION II), (Cruz Bay)	151	152	5	157	177
Guy Benjamin School (Coral Bay)	93	92	5	97	121
SUB-TOTAL (ST. JOHN)	406	407	21	428	491
ABSENTEE	173	176	6	182	159
STRAIGHT PARTY VOTES	511	466	**	466	673
GRAND TOTAL	7,397	7,211	302	7,513	9,122

\*\* There were no straight party votes tabulated at the Recanvass

Statistical Recapitulation of 1986 General Election Returns  
According to Polling Places, Continued

SENATORS, DISTRICT OF ST. CROIX

Christiansted Division

	JACOBS, FRANK EIMO, JR. (DEMOCRAT)		BROWN, GLENN "BUTCHER" (INDEPENDENT)	
	GENERAL ELECTION 11/4/86	COURT ORDERED RECANVASS OF: Spoiled Ballots	GENERAL ELECTION 11/4/86	COURT ORDERED RECANVASS OF: Spoiled Ballots

POLLING PLACES  
St. Mary's School  
 D. Hamilton Jackson Terrace  
 Theodora Durbavin School (NO. I)  
 Theodora Durbavin School (NO. II)  
 Theodora Durbavin School (NO. III)  
 Elena Christian Junior High School (NO. I)  
 Elena Christian Junior High School (NO. II)  
 St. Croix Central High School (NO. I)  
 St. Croix Central High School (NO. II)  
 Pearl B. Larsen School (NO. I)  
 Pearl B. Larsen School (NO. II)  
 Pearl B. Larsen School (NO. III)  
 John F. Kennedy Project  
 Ralph De Chabert Project  
 Lew Muckle School (NO. I)  
 Lew Muckle School (NO. II)  
 Lew Muckle School (NO. III)  
 Charles H. Emanuel School (NO. I)  
 Charles H. Emanuel School (NO. II)  
 SUB-TOTAL (CHRISTIANSTED)

83	1	84	31	1	32
75	2	77	46	4	50
51	0	51	19	0	19
47	2	49	25	0	25
64	2	66	11	2	13
91	3	94	34	0	34
69	4	73	27	2	29
25	4	29	13	0	13
11	5	16	9	0	9
50	0	50	20	0	20
50	0	50	9	0	9
61	1	62	15	0	15
66	3	69	42	0	42
51	3	54	24	0	24
73	1	74	42	0	42
110	6	116	53	0	53
81	0	81	84	0	84
100	5	105	50	0	50
91	3	94	45	3	48
<u>1,249</u>	<u>45</u>	<u>1,294</u>	<u>599</u>	<u>12</u>	<u>611</u>

Statistical Recapitulation of 1986 General Election Returns  
According to Polling Places, Continued

SENATORS, DISTRICT OF ST. CROIX		JACOBS, FRANK ELMO, JR. (DEMOCRAT)		BROWN, GLENN "BUTCHER" (INDEPENDENT)		
Frederiksted Division		GENERAL ELECTION 11/4/86	COURT ORDERED RECANTVASS OF: Spoiled Ballots	GENERAL ELECTION 11/4/86	COURT ORDERED RECANTVASS OF: Spoiled Ballots	
POLLING PLACES						
Claude O. Markoe School (NO. I)	28	5	33	16	1	17
Claude O. Markoe School (NO. II)	47	2	49	29	0	29
Claude O. Markoe School (NO. III)	47	4	51	16	0	16
Alexander Henderson School (NO. I)	56	6	62	36	1	37
Alexander Henderson School (NO. II)	66	7	73	26	2	28
Alexander Henderson School (NO. III)	60	6	66	26	1	27
Eulalie Rivera School (NO. I)	53	4	57	27	0	27
Eulalie Rivera School (NO. II)	70	1	71	28	0	28
St. Gerard's Hall	43	4	47	17	1	18
SUB-TOTAL (FREDERIKSTED)	470	39	509	221	6	227
SUB-TOTAL (CHRISTIANSTED)	1,249	45	1,294	599	12	611
ABSENTEE	25	3	28	13	1	14
STRAIGHT PARTY VOTES	310	**	310	*	*	*
GRAND TOTAL	2,054	87	2,141	833	19	852

\* Did not run with a political party  
\*\*There were no straight party votes tabulated at the Recanvass

Statistical Recapitulation of 1986 General Election Returns  
According to Polling Places, Continued

Page 81.

SENATORS, DISTRICT OF ST. CROIX

Christiansted Division

CLIFF, MICHAEL (INDEPENDENT)  
GENERAL ELECTION 11/4/86  
COURT ORDERED RECANVASS OF: Spoiled Ballots  
FINAL COUNT 1/8/87

CANTON, DOUGLAS E. (INDEPENDENT)  
GENERAL ELECTION 11/4/86  
COURT ORDERED RECANVASS OF: Spoiled Ballots  
FINAL COUNT 1/8/87

POLLING PLACES

St. Mary's School	25	1	26	136	2	138
D. Hamilton Jackson Terrace	21	0	21	133	1	134
Theodora Durbavin School (NO. I)	38	0	38	111	1	112
Theodora Durbavin School (NO. II)	35	0	35	121	2	123
Theodora Durbavin School (NO. III)	42	2	44	133	4	137
Elena Christian Junior High School (NO. I)	43	0	43	188	1	189
Elena Christian Junior High School (NO. II)	34	2	36	157	2	159
St. Croix Central High School (NO. I)	25	0	25	42	1	43
St. Croix Central High School (NO. II)	16	0	16	38	0	38
Pearl B. Larsen School (NO. I)	63	0	63	136	0	136
Pearl B. Larsen School (NO. II)	53	0	53	155	1	156
Pearl B. Larsen School (NO. III)	64	0	64	145	2	147
John F. Kennedy Project	25	0	25	117	2	119
Ralph De Chabert Project	13	0	13	70	0	70
Lew Muckle School (NO. I)	34	2	36	146	1	147
Lew Muckle School (NO. II)	24	0	24	167	2	169
Lew Muckle School (NO. III)	33	0	33	147	0	147
Charles H. Emanuel School (NO. I)	29	0	29	213	3	216
Charles H. Emanuel School (NO. II)	38	0	38	166	4	170
<u>SUB-TOTAL (CHRISTIANSTED)</u>	<u>655</u>	<u>7</u>	<u>662</u>	<u>2,521</u>	<u>29</u>	<u>2,550</u>



Statistical Recapitulation of 1986 General Election Returns  
According to Polling Places, Continued


Page 82.



SENATORS, DISTRICT OF ST. CROIX		CLIFF, MICHAEL (INDEPENDENT)		CANTON, DOUGLAS E. (INDEPENDENT)	
Frederiksted Division		GENERAL ELECTION 11/4/86	COURT ORDERED RECANVASS OF: Spoiled Ballots	GENERAL ELECTION 11/4/86	COURT ORDERED RECANVASS OF: Spoiled Ballots
POLLING PLACES		FINAL COUNT 1/8/87		FINAL COUNT 1/8/87	
Claude O. Markoe School (NO. I)		20	1	21	4
Claude O. Markoe School (NO. II)		24	0	24	0
Claude O. Markoe School (NO. III)		24	2	26	1
Alexander Henderson School (NO. I)		21	2	23	1
Alexander Henderson School (NO. II)		30	1	31	2
Alexander Henderson School (NO. III)		30	0	30	2
Eulalie Rivera School (NO. I)		30	1	31	0
Eulalie Rivera School (NO. II)		10	1	11	1
St. Gerard's Hall		20	0	20	2
SUB-TOTAL (FREDERIKSTED)		209	8	217	13
SUB-TOTAL (CHRISTIANSTED)		655	7	662	29
ABSENTEES		10	0	10	0
STRAIGHT PARTY VOTES		*	*	*	*
GRAND TOTAL		874	15	889	42

\* Did not run with a political party

Statistical Recapitulation of 1986 General Election Returns  
According to Polling Places, Continued



SENATORS, DISTRICT OF ST. CROIX	O'NEALE, KEITH C.		(INDEPENDENT)		JOHNS, RANDALL		(INDEPENDENT)	
	GENERAL ELECTION 11/4/86	COURT ORDERED RECANVASS OF: Spoiled Ballots	FINAL COUNT 1/8/87		GENERAL ELECTION 11/4/86	COURT ORDERED RECANVASS OF: Spoiled Ballots	FINAL COUNT 1/8/87	
<u>Christiansted Division</u>								
<u>POLLING PLACES</u>								
St. Mary's School	70	0	70		65	0	65	
D. Hamilton Jackson Terrace	82	0	82		71	1	72	
Theodora Durbavin School (NO. I)	82	2	84		41	1	42	
Theodora Durbavin School (NO. II)	97	0	97		50	0	50	
Theodora Durbavin School (NO. III)	94	3	97		62	0	62	
Elena Christian Junior High School (NO. I)	132	0	132		92	0	92	
Elena Christian Junior High School (NO. II)	113	2	115		101	4	105	
St. Croix Central High School (NO. I)	51	1	52		29	1	30	
St. Croix Central High School (NO. II)	41	0	41		25	2	27	
Pearl B. Larsen School (NO. I)	139	0	139		57	0	57	
Pearl B. Larsen School (NO. II)	162	5	167		47	0	47	
Pearl B. Larsen School (NO. III)	158	0	158		52	0	52	
John F. Kennedy Project	76	1	77		73	2	75	
Ralph De Chabert Project	16	0	16		40	2	42	
Lew Muckle School (NO. I)	102	2	104		92	0	92	
Lew Muckle School (NO. II)	131	1	132		122	1	123	
Lew Muckle School (NO. III)	104	0	104		91	0	91	
Charles H. Emanuel School (NO. I)	82	0	82		124	2	126	
Charles H. Emanuel School (NO. II)	86	1	87		107	1	108	
SUB-TOTAL (CHRISTIANSTED)	<u>1,818</u>	<u>18</u>	<u>1,836</u>		<u>1,341</u>	<u>17</u>	<u>1,358</u>	

Statistical Recapitulation of 1986 General Election Returns  
According to Polling Places, Continued

Page 84.

<u>SENATORS, DISTRICT OF ST. CROIX</u>		(INDEPENDENT)		(INDEPENDENT)	
<u>Frederiksted Division</u>		O'NEALE, KEITH C.		JOHNS, RANDALL	
		GENERAL ELECTION 11/4/86	COURT ORDERED RECANVASS OF: Spoiled Ballots	GENERAL ELECTION 11/4/86	COURT ORDERED RECANVASS OF: Spoiled Ballots
		FINAL COUNT 1/8/87		FINAL COUNT 1/8/87	
<u>POLLING PLACES</u>					
Claude O. Markoe School (NO. I)	74	78	4	54	2
Claude O. Markoe School (NO. II)	75	76	1	67	0
Claude O. Markoe School (NO. III)	78	81	3	51	1
Alexander Henderson School (NO. I)	59	61	2	80	2
Alexander Henderson School (NO. II)	73	78	5	104	1
Alexander Henderson School (NO. III)	93	94	1	97	2
Fulalie Rivera School (NO. I)	102	103	1	99	1
Fulalie Rivera School (NO. II)	63	63	0	83	0
St. Gerard's Hall	64	64	0	71	2
SUB-TOTAL (FREDERIKSTED)	681	698	17	706	11
SUB-TOTAL (CHRISTIANSTED)	1,818	1,836	18	1,341	17
ABSENTEE PARTY VOTES	34	34	0	11	0
STRAIGHT PARTY VOTES	*	*	*	*	*
GRAND TOTAL	<u>2,533</u>	<u>2,568</u>	<u>35</u>	<u>2,058</u>	<u>28</u>

\* Did not run with a political party

Statistical Recapitulation of 1986 General Election Returns  
According to Polling Places, Continued

SENATORS, DISTRICT OF ST. CROIX

Christiansted Division

POLLING PLACES

St. Mary's School  
D. Hamilton Jackson Terrace  
Theodora Dunbavin School (NO. I)  
Theodora Dunbavin School (NO. II)  
Theodora Dunbavin School (NO. III)  
Elena Christian Junior High School (NO. I)  
Elena Christian Junior High School (NO. II)  
St. Croix Central High School (NO. I)  
St. Croix Central High School (NO. II)  
Pearl B. Larsen School (NO. I)  
Pearl B. Larsen School (NO. II)  
Pearl B. Larsen School (NO. III)  
John F. Kennedy Project  
Ralph De Chabert Project  
Lew Muckle School (NO. I)  
Lew Muckle School (NO. II)  
Lew Muckle School (NO. III)  
Charles H. Emanuel School (NO. I)  
Charles H. Emanuel School (NO. II)  
SUB-TOTAL (CHRISTIANSTED)

BELL, JOHN A.

(DEMOCRAT)

GENERAL ELECTION 11/4/86	COURT ORDERED RECANVASS OF: Spoiled Ballots	FINAL COUNT 1/8/87
-----------------------------	---	--------------------------

168	4	172
240	6	246
185	4	189
179	3	182
205	6	211
262	3	265
263	8	271
135	6	141
125	5	130
162	0	162
151	2	153
163	3	166
192	4	196
133	3	136
206	3	209
265	6	271
229	0	229
315	8	323
267	6	273
<u>3,845</u>	<u>80</u>	<u>3,925</u>

ILLES, EDGAR M.

(DEMOCRAT)

GENERAL ELECTION 11/4/86	COURT ORDERED RECANVASS OF: Spoiled Ballots	FINAL COUNT 1/8/87
-----------------------------	---	--------------------------

60	1	61
94	5	99
71	1	72
72	3	75
78	3	81
121	2	123
94	3	97
34	5	39
34	3	37
78	0	78
94	0	94
104	1	105
55	3	58
39	2	41
72	2	74
70	6	76
61	0	61
118	4	122
94	5	99
<u>1,443</u>	<u>49</u>	<u>1,492</u>




Statistical Recapitulation of 1986 General Election Returns  
According to Polling Places, Continued


SENATORS, DISTRICT OF ST. CROIX

<u>Frederiksted Division</u>		<u>BELL, JOHN A.</u>		<u>(DEMOCRAT)</u>		<u>TISS, EDGAR M.</u>		<u>(DEMOCRAT)</u>	
		<u>GENERAL ELECTION</u>	<u>COURT ORDERED RECANVASS OF:</u>	<u>FINAL COUNT</u>	<u>GENERAL ELECTION</u>	<u>COURT ORDERED RECANVASS OF:</u>	<u>FINAL COUNT</u>	<u>GENERAL ELECTION</u>	<u>COURT ORDERED RECANVASS OF:</u>
		<u>11/4/86</u>	<u>Spoiled Ballots</u>	<u>1/8/87</u>	<u>11/4/86</u>	<u>Spoiled Ballots</u>	<u>1/8/87</u>	<u>11/4/86</u>	<u>Spoiled Ballots</u>
<u>POLLING PLACES</u>									
Claude O. Markoe School (NO. I)		152	9	161	77	8	85		
Claude O. Markoe School (NO. II)		198	3	201	121	3	124		
Claude O. Markoe School (NO. III)		162	9	171	92	5	97		
Alexander Henderson School (NO. I)		196	10	206	103	10	113		
Alexander Henderson School (NO. II)		239	10	249	120	9	129		
Alexander Henderson School (NO. III)		220	6	226	130	5	135		
Eulalie Rivera School (NO. I)		233	7	240	131	6	137		
Eulalie Rivera School (NO. II)		205	2	207	113	1	114		
St. Gerard's Hall		179	9	188	105	4	109		
<u>SUB-TOTAL (FREDERIKSTED)</u>		<u>1,784</u>	<u>65</u>	<u>1,849</u>	<u>992</u>	<u>51</u>	<u>1,043</u>		
<u>SUB-TOTAL (CHRISTIANSTED)</u>		<u>3,845</u>	<u>80</u>	<u>3,925</u>	<u>1,443</u>	<u>49</u>	<u>1,492</u>		
<u>ABSENTEE</u>		<u>63</u>	<u>4</u>	<u>67</u>	<u>45</u>	<u>6</u>	<u>51</u>		
<u>STRAIGHT PARTY VOTES</u>		<u>310</u>	<u>***</u>	<u>310</u>	<u>310</u>	<u>***</u>	<u>310</u>		
<u>GRAND TOTAL</u>		<u>6,002</u>	<u>149</u>	<u>6,151</u>	<u>2,790</u>	<u>106</u>	<u>2,896</u>		

\*\*\* There were no straight party votes tabulated at the Recanvass



Statistical Recapitulation of 1986 General Election Returns  
According to Polling Places, Continued




POLLING PLACES	THOMAS, VALMY (INDEPENDENT)		GALIBER, JORGE (TITO) (INDEPENDENT)	
	GENERAL ELECTION 11/4/86	COURT ORDERED RECANVASS OF: Spoiled Ballots	GENERAL ELECTION 11/4/86	COURT ORDERED RECANVASS OF: Spoiled Ballots
<u>SENATORS, DISTRICT OF ST. CROIX</u>				
<u>Christiansted Division</u>				
<u>POLLING PLACES</u>				
St. Mary's School	66	0	21	0
D. Hamilton Jackson Terrace	72	1	43	1
Theodora Durbavin School (NO. I)	36	1	38	0
Theodora Durbavin School (NO. II)	41	0	45	0
Theodora Durbavin School (NO. III)	54	3	48	2
Elena Christian Junior High School (NO. I)	72	0	61	0
Elena Christian Junior High School (NO. II)	69	3	61	2
St. Croix Central High School (NO. I)	6	0	39	0
St. Croix Central High School (NO. II)	26	0	45	0
St. Croix Central High School (NO. III)	47	0	36	0
Pearl B. Larsen School (NO. I)	51	0	30	0
Pearl B. Larsen School (NO. II)	58	0	27	0
Pearl B. Larsen School (NO. III)	36	1	31	0
John F. Kennedy Project	29	2	18	0
Ralph De Chabert Project	52	0	56	0
Lew Muckle School (NO. I)	70	0	69	2
Lew Muckle School (NO. II)	57	2	65	1
Lew Muckle School (NO. III)	64	0	68	0
Charles H. Emanuel School (NO. I)	70	0	57	1
Charles H. Emanuel School (NO. II)	976	4	858	0
SUB-TOTAL (CHRISTIANSTED)	993	17	867	9

Statistical Recapitulation of 1986 General Election Returns  
According to Polling Places, Continued

SENATORS, DISTRICT OF ST. CROIX

	THOMAS, VALMY		(INDEPENDENT)		GALLBER, JORGE (TITO)		(INDEPENDENT)	
	GENERAL ELECTION 11/4/86	COURT ORDERED RECANVASS OF: Spoiled Ballots	FINAL COUNT 1/8/87		GENERAL ELECTION 11/4/86	COURT ORDERED RECANVASS OF: Spoiled Ballots	FINAL COUNT 1/8/87	
<u>Frederiksted Division</u>								
<u>POLLING PLACES</u>								
Claude O. Markoe School (NO. I)	28	0	28		26	1	27	
Claude O. Markoe School (NO. II)	19	0	19		28	0	28	
Claude O. Markoe School (NO. III)	27	0	27		35	0	35	
Alexander Henderson School (NO. I)	37	2	39		47	2	49	
Alexander Henderson School (NO. II)	43	0	43		74	1	75	
Alexander Henderson School (NO. III)	54	2	56		66	2	68	
Eulalie Rivera School (NO. I)	26	3	29		31	0	31	
Eulalie Rivera School (NO. II)	35	0	35		23	0	23	
St. Gerard's Hall	35	0	35		34	2	36	
SUB-TOTAL (FREDERIKSTED)	304	7	311		364	8	372	
SUB-TOTAL (CHRISTIANSTED)	976	17	993		858	9	867	
ABSENTEE	21	1	22		16	1	17	
STRAIGHT PARTY VOTES	*	*	*		*	*	*	
GRAND TOTAL	<u>1,301</u>	<u>25</u>	<u>1,326</u>		<u>1,238</u>	<u>18</u>	<u>1,256</u>	

\* Did not run with a political party




Statistical Recapitulation of 1986 General Election Returns  
According to Polling Places, Continued

SENATORS, DISTRICT OF ST. CROIX

Christiansted Division

POLLING PLACES	BENJAMIN, DAVID A. (INDEPENDENT)		LAWLITZ, BENI (DEMOCRAT)	
	GENERAL ELECTION 11/4/86	COURT ORDERED RECANVASS OF: Spoiled Ballots	GENERAL ELECTION 11/4/86	COURT ORDERED RECANVASS OF: Spoiled Ballots
St. Mary's School	76	1	115	3
D. Hamilton Jackson Terrace	83	1	105	4
Theodora Dunbavin School (NO. I)	49	2	144	3
Theodora Dunbavin School (NO. II)	49	0	164	3
Theodora Dunbavin School (NO. III)	65	1	159	3
Elena Christian Junior High School (NO. I)	100	0	185	4
Elena Christian Junior High School (NO. II)	68	2	157	6
St. Croix Central High School (NO. I)	19	0	73	4
St. Croix Central High School (NO. II)	18	0	82	6
Pearl B. Larsen School (NO. I)	63	0	217	1
Pearl B. Larsen School (NO. II)	41	1	239	4
Pearl B. Larsen School (NO. III)	46	0	219	2
John F. Kennedy Project	52	0	91	2
Ralph De Chabert Project	54	0	54	6
Lew Muckle School (NO. I)	72	2	133	2
Lew Muckle School (NO. II)	96	2	128	4
Lew Muckle School (NO. III)	78	0	114	6
Charles H. Emanuel School (NO. I)	138	2	158	0
Charles H. Emanuel School (NO. II)	111	1	128	5
SUB-TOTAL (CHRISTIANSTED)	<u>1,278</u>	<u>15</u>	<u>2,665</u>	<u>71</u>
				<u>2,736</u>






Statistical Recapitulation of 1986 General Election Returns  
According to Polling Places, Continued

SENATORS, DISTRICT OF ST. CROIX

		<u>Frederiksted Division</u>		<u>BENJAMIN, DAVID A. (INDEPENDENT)</u>		<u>LAWAETZ, BENT (DEMOCRAT)</u>	
		<u>GENERAL ELECTION</u> 11/4/86	<u>COURT ORDERED RECANTVASS OF:</u> Spoiled Ballots	<u>FINAL COUNT</u> 1/8/87	<u>GENERAL ELECTION</u> 11/4/86	<u>COURT ORDERED RECANTVASS OF:</u> Spoiled Ballots	<u>FINAL COUNT</u> 1/8/87
<u>POLLING PLACES</u>							
Claude O. Markoe School (NO. I)		89	4	93	112	8	120
Claude O. Markoe School (NO. II)		127	0	127	141	3	144
Claude O. Markoe School (NO. III)		123	6	129	116	6	122
Alexander Henderson School (NO. I)		178	8	186	124	9	133
Alexander Henderson School (NO. II)		195	6	201	153	10	163
Alexander Henderson School (NO. III)		220	6	226	164	6	170
Eulalie Rivera School (NO. I)		125	1	126	139	4	143
Eulalie Rivera School (NO. II)		98	0	98	157	1	158
St. Gerard's Hall		191	5	196	115	6	121
SUB-TOTAL (FREDERIKSTED)		1,346	36	1,382	1,221	53	1,274
SUB-TOTAL (CHRISTIANSTED)		1,278	15	1,293	2,665	71	2,736
ABSENTEE PARTY VOTES		34	0	34	67	2	69
STRAIGHT PARTY VOTES		*	*	*	310	**	310
GRAND TOTAL		<u>2,658</u>	<u>51</u>	<u>2,709</u>	<u>4,263</u>	<u>126</u>	<u>4,389</u>

\* Did not run with a political party  
\*\*There were no straight party votes tabulated at the Recanvass



Statistical Recapitulation of 1986 General Election Returns  
According to Polling Places, Continued

SENATORS, DISTRICT OF ST. CROIX


Christianssted Division

	WILLIAMS, PATRICK N. (INDEPENDENT)		JAMES, ALICIA TORRES (INDEPENDENT)		
	GENERAL ELECTION 11/4/86	COURT ORDERED RECANVASS OF: Spoiled Ballots	FINAL COUNT 1/8/87	GENERAL ELECTION 11/4/86	COURT ORDERED RECANVASS OF: Spoiled Ballots


POLLING PLACES

St. Mary's School  
D. Hamilton Jackson Terrace  
Theodora Durbavln School (NO. I)  
Theodora Durbavln School (NO. II)  
Theodora Durbavln School (NO. III)  
Elena Christian Junior High School (NO. I)  
Elena Christian Junior High School (NO. II)  
St. Croix Central High School (NO. I)  
St. Croix Central High School (NO. II)  
Pearl B. Larsen School (NO. I)  
Pearl B. Larsen School (NO. II)  
Pearl B. Larsen School (NO. III)  
John F. Kennedy Project  
Ralph De Chabert Project  
Lew Muckle School (NO. I)  
Lew Muckle School (NO. II)  
Lew Muckle School (NO. III)  
Charles H. Emanuel School (NO. I)  
Charles H. Emanuel School (NO. II)  
SUB-TOTAL (CHRISTIANSSTED)

44	1	45	110	2	112
76	1	77	106	3	109
53	0	53	115	2	117
81	0	81	105	0	105
75	2	77	133	3	136
95	0	95	176	0	176
74	2	76	188	1	189
49	0	49	73	1	74
38	0	38	85	1	86
55	0	55	131	0	131
44	0	44	148	1	149
46	0	46	111	0	111
47	0	47	122	2	124
28	0	28	60	0	60
72	1	73	159	3	162
86	1	87	177	3	180
84	0	84	141	0	141
119	2	121	167	3	170
105	1	106	155	3	158
<u>1,271</u>	<u>11</u>	<u>1,282</u>	<u>2,462</u>	<u>28</u>	<u>2,490</u>



Statistical Recapitulation of 1986 General Election Returns  
According to Polling Places, Continued



SENATORS, DISTRICT OF ST. CROIX

Frederiksted Division

POLLING PLACES

Claude O. Markoe School (NO. I)  
 Claude O. Markoe School (NO. II)  
 Claude O. Markoe School (NO. III)  
 Alexander Henderson School (NO. I)  
 Alexander Henderson School (NO. II)  
 Alexander Henderson School (NO. III)  
 Eulalie Rivera School (NO. I)  
 Eulalie Rivera School (NO. II)  
 St. Gerard's Hall

SUB-TOTAL (FREDERIKSTED)  
 SUB-TOTAL (CHRISTIANSTED)  
 ABSENTEE  
 STRAIGHT PARTY VOTES  
 GRAND TOTAL

WILLIAMS, PATRICK NO. (INDEPENDENT)


GENERAL ELECTION 11/4/86	COURT ORDERED RECANVASS OF: Spoiled Ballots	FINAL COUNT 1/8/87
55	2	57
78	0	78
56	1	57
71	6	77
104	2	106
123	2	125
139	3	142
113	1	114
84	2	86
823	19	842
1,271	11	1,282
39	0	39
*	*	*
<u>2,133</u>	<u>30</u>	<u>2,163</u>

JAMES, AILICIA TORRES (INDEPENDENT)

GENERAL ELECTION 11/4/86	COURT ORDERED RECANVASS OF: Spoiled ballots	FINAL COUNT 1/8/87
82	1	83
95	1	96
90	4	94
82	2	84
120	2	122
127	2	129
104	1	105
93	0	93
63	3	66
856	16	872
2,462	28	2,490
44	0	44
*	*	*
<u>3,362</u>	<u>44</u>	<u>3,406</u>

\*Did not run with a political party

Statistical Recapitulation of 1986 General Election Returns  
According to Polling Places, Continued



SENATORS, DISTRICT OF ST. CROIX


Christiansted Division

	JAMES, ATTORNEY G. LUTZ A. (INDEPENDENT)		REDFIELD, HOLLAND I. II (REPUBLICAN)	
	GENERAL ELECTION 11/4/86	COURT ORDERED RECANVASS OF: Spoiled Ballots	GENERAL ELECTION 11/4/86	COURT ORDERED RECANVASS OF: Spoiled Ballots
	FINAL COUNT 1/8/87		FINAL COUNT 1/8/87	

POLLING PLACES

St. Mary's School	48	1	117	4	121
D. Hamilton Jackson Terrace	57	1	125	2	127
Theodora Durbavin School (NO. I)	56	0	159	4	163
Theodora Durbavin School (NO. II)	57	0	166	2	168
Theodora Durbavin School (NO. III)	51	0	191	4	195
Elena Christian Junior High School (NO. I)	96	1	203	3	206
Elena Christian Junior High School (NO. II)	81	0	196	4	200
St. Croix Central High School (NO. I)	18	1	87	4	91
St. Croix Central High School (NO. II)	24	0	83	5	88
Pearl B. Larsen School (NO. I)	61	0	232	2	234
Pearl B. Larsen School (NO. II)	50	2	249	6	255
Pearl B. Larsen School (NO. III)	42	0	249	1	250
John F. Kennedy Project	41	0	127	1	128
Ralph De Chabert Project	27	0	46	1	47
Lew Muckle School (NO. I)	71	3	166	5	171
Lew Muckle School (NO. II)	69	0	174	2	176
Lew Muckle School (NO. III)	67	0	154	0	154
Charles H. Emanuel School (NO. I)	148	1	182	3	185
Charles H. Emanuel School (NO. II)	74	3	155	4	159
<u>SUB-TOTAL (CHRISTIANSTED)</u>	<u>1,138</u>	<u>13</u>	<u>3,061</u>	<u>57</u>	<u>3,118</u>

Statistical Recapitulation of 1986 General Election Returns  
According to Polling Places, Continued



SENATORS, DISTRICT OF ST. CROIX		JAMES, ATTORNEY G. LUZ A. (INDEPENDENT)		REDFIELD, HOLLAN L. II (REPUBLICAN)			
Frederiksted Division		GENERAL ELECTION 11/4/86	COURT ORDERED RECANVASS OF: Spoiled Ballots	FINAL COUNT 1/8/87	GENERAL ELECTION 11/4/86	COURT ORDERED RECANVASS OF: Spoiled Ballots	FINAL COUNT 1/8/87
<u>POLLING PLACES</u>							
Claude O. Markoe School (NO. I)		28	0	28	137	6	143
Claude O. Markoe School (NO. II)		36	0	36	160	4	164
Claude O. Markoe School (NO. III)		42	0	42	122	4	126
Alexander Henderson School (NO. I)		53	1	54	132	5	137
Alexander Henderson School (NO. II)		62	0	62	129	3	132
Alexander Henderson School (NO. III)		50	1	51	165	2	167
Eulalie Rivera School (NO. I)		44	2	46	148	4	152
Eulalie Rivera School (NO. II)		34	1	35	103	2	105
St. Gerard's Hall		48	2	50	110	3	113
SUB-TOTAL (FREDERIKSTED)		397	7	404	1,206	33	1,239
SUB-TOTAL (CHRISTIANSTED)		1,138	13	1,151	3,061	57	3,118
ABSENTEE		36	1	37	67	2	69
STRAIGHT PARTY VOTES		*	*	*	102	**	102
GRAND TOTAL		<u>1,571</u>	<u>21</u>	<u>1,592</u>	<u>4,436</u>	<u>92</u>	<u>4,528</u>


\* Did not run with a political party  
\*\* There were no straight party votes tabulated at the Recarvass

Statistical Recapitulation of 1986 General Election Returns  
According to Polling Places, Continued

POLLING PLACES	WILLIAMS, HERNANDO (NANDO-IKE) T.		(REPUBLICAN)		CINTRON, HECTOR L.		(INDEPENDENT)	
	GENERAL ELECTION 11/4/86	COURT ORDERED RECANVASS OF: Spoiled Ballots	FINAL COUNT 1/8/87		GENERAL ELECTION 11/4/86	COURT ORDERED RECANVASS OF: Spoiled Ballots	FINAL COUNT 1/8/87	
	CHRISTIANSTED DIVISION							
St. Mary's School	108	4	112		21	1	22	
D. Hamilton Jackson Terrace	17	0	17		40	1	41	
Theodora Durbavin School (NO. I)	18	4	22		52	4	56	
Theodora Durbavin School (NO. II)	11	2	13		33	0	33	
Theodora Durbavin School (NO. III)	11	4	15		39	1	40	
Elena Christian Junior High School (NO. I)	17	2	19		49	0	49	
Elena Christian Junior High School (NO. II)	12	4	16		52	2	54	
St. Croix Central High School (NO. I)	7	4	11		36	0	36	
St. Croix Central High School (NO. II)	10	4	14		54	3	57	
Pearl B. Larsen School (NO. I)	25	1	26		33	1	34	
Pearl B. Larsen School (NO. II)	20	4	24		31	0	31	
Pearl B. Larsen School (NO. III)	28	0	28		26	0	26	
John F. Kennedy Project	7	1	8		44	2	46	
Ralph De Chabert Project	6	0	6		28	0	28	
Lew Muckle School (NO. I)	16	4	20		36	0	36	
Lew Muckle School (NO. II)	16	1	17		53	0	53	
Lew Muckle School (NO. III)	12	0	12		35	0	35	
Charles H. Emanuel School (NO. I)	24	3	27		73	2	75	
Charles H. Emanuel School (NO. II)	18	5	23		58	1	59	
SUB-TOTAL (CHRISTIANSTED)	383	47	430		793	18	811	

Statistical Recapitulation of 1986 General Election Returns  
According to Polling Places, Continued

Page 96.



SENATORS, DISTRICT OF ST. CROIX		WILLIAMS HERRNANDO (NANDO-IKE) T. (REPUBLICAN)		CINTRON, HECTOR L. (INDEPENDENT)		
<u>Frederiksted Division</u>		GENERAL ELECTION 11/4/86	COURT ORDERED RECANVASS OF: Spoiled Ballots	GENERAL ELECTION 11/4/86	COURT ORDERED RECANVASS OF: Spoiled Ballots	
<u>POLLING PLACES</u>		FINAL COUNT 1/8/87		FINAL COUNT 1/8/87		
Claude O. Markoe School (NO. I)		8	5	31	1	32
Claude O. Markoe School (NO. II)		6	2	49	0	49
Claude O. Markoe School (NO. III)		15	3	50	1	51
Alexander Henderson School (NO. I)		9	1	39	1	40
Alexander Henderson School (NO. II)		12	2	55	0	55
Alexander Henderson School (NO. III)		12	1	50	4	54
Eulalie Rivera School (NO. I)		18	1	48	1	49
Eulalie Rivera School (NO. II)		11	0	50	0	50
St. Gerard's Hall		11	1	24	2	26
SUB-TOTAL (FREDERIKSTED)		102	16	396	10	406
SUB-TOTAL (CHRISTIANSTED)		383	47	793	18	811
ABSENTEE		12	1	18	2	20
STRAIGHT PARTY VOTES		102	**	*	*	*
GRAND TOTAL		599	64	1,207	30	1,237

\* Did not run with a political party  
\*\*There were no straight party votes tabulated at the Recanvass





Statistical Recapitulation of 1986 General Election Returns  
According to Polling Places, Continued


Page 98.

SENATORS, DISTRICT OF ST. CROIX	Frederiksted Division	SUAREZ, ARMANDO JR. (INDEPENDENT)		ROUSS, RUBY M. (DEMOCRAT)			
		GENERAL ELECTION 11/4/86	COURT ORDERED RECANVASS OF: Spoiled Ballots	FINAL COUNT 1/8/87	GENERAL ELECTION 11/4/86	COURT ORDERED RECANVASS OF: Spoiled Ballots	FINAL COUNT 1/8/87
<u>POLLING PLACES</u>							
Claude O. Markoe School (NO. I)		41	0	41	132	9	141
Claude O. Markoe School (NO. II)		69	0	69	173	4	177
Claude O. Markoe School (NO. III)		77	3	80	153	5	158
Alexander Henderson School (NO. I)		62	2	64	165	11	176
Alexander Henderson School (NO. II)		72	1	73	165	9	174
Alexander Henderson School (NO. III)		89	2	91	163	7	170
Eulalie Rivera School (NO. I)		50	2	52	193	4	197
Eulalie Rivera School (NO. II)		67	0	67	179	1	180
St. Gerard's Hall		36	3	39	142	5	147
SUB-TOTAL (FREDERIKSTED)		563	13	576	1,465	55	1,520
SUB-TOTAL (CHRISTIANSTED)		1,549	35	1,584	3,649	78	3,727
ABSENTEE		15	1	16	79	4	83
STRAIGHT PARTY VOTES		*	*	*	310	**	310
GRAND TOTAL		2,127	49	2,176	5,503	137	5,640

\* Did not run with a political party

\*\* There were no straight party votes tabulated at the Recanvass

Statistical Recapitulation of 1986 General Election Returns  
According to Polling Places, Continued



SENATORS, DISTRICT OF ST. CROIX


Christianssted Division

	<u>HANSEN, ALICIA (CHUCKY) (INDEPENDENT)</u>	<u>HARVEY, WILLIAM S. (BILL) (DEMOCRAT)</u>
GENERAL ELECTION <u>11/4/86</u>	COURT ORDERED RECANVASS OF: Spoiled Ballots	FINAL COUNT <u>1/8/87</u>

- POLLING PLACES
- St. Mary's School
  - D. Hamilton Jackson Terrace
  - Theodora Durbavin School (NO. I)
  - Theodora Durbavin School (NO. II)
  - Theodora Durbavin School (NO. III)
  - Elena Christian Junior High School (NO. I)
  - Elena Christian Junior High School (NO. II)
  - St. Croix Central High School (NO. I)
  - St. Croix Central High School (NO. II)
  - Pearl B. Larsen School (NO. I)
  - Pearl B. Larsen School (NO. II)
  - Pearl B. Larsen School (NO. III)
  - John F. Kennedy Project
  - Ralph De Chabert Project
  - Lew Muckle School (NO. I)
  - Lew Muckle School (NO. II)
  - Lew Muckle School (NO. III)
  - Charles H. Emanuel School (NO. I)
  - Charles H. Emanuel School (NO. II)
  - SUB-TOTAL (CHRISTIANSSTED)

113	3	116		80	0	80
163	7	170		70	3	73
86	2	88		69	1	70
91	1	92		104	2	106
93	3	96		89	5	94
187	1	188		110	2	112
164	6	170		94	3	97
74	2	76		51	4	55
95	1	96		34	4	38
68	1	69		95	0	95
68	0	68		100	2	102
66	0	66		100	2	102
132	4	136		82	3	85
102	0	102		49	2	51
158	2	160		83	1	84
171	2	173		94	6	100
160	0	160		68	0	68
195	4	199		89	4	93
184	6	190		72	6	78
<u>2,370</u>	<u>45</u>	<u>2,415</u>		<u>1,533</u>	<u>50</u>	<u>1,583</u>

Statistical Recapitulation of 1986 General Election Returns  
According to Polling Places, Continued



SENATORS, DISTRICT OF ST. CROIX

Frederiksted Division

HANSEN, ALICIA (CHUCKY) (INDEPENDENT)  
 GENERAL ELECTION 11/4/86  
 COURT ORDERED RECANVASS OF: Spoiled Ballots  
 FINAL COUNT 1/8/87

HARVEY, WILLIAM S. (BILL) (DEMOCRAT)  
 GENERAL ELECTION 11/4/86  
 COURT ORDERED RECANVASS OF: Spoiled Ballots  
 FINAL COUNT 1/8/87

POLLING PLACES

Claude O. Markoe School (NO. I)	100	7	107
Claude O. Markoe School (NO. II)	149	1	150
Claude O. Markoe School (NO. III)	152	4	156
Alexander Henderson School (NO. I)	131	8	139
Alexander Henderson School (NO. II)	156	4	160
Alexander Henderson School (NO. III)	188	6	194
Eulalie Rivera School (NO. I)	172	3	175
Eulalie Rivera School (NO. II)	119	0	119
St. Gerard's Hall	137	6	143
SUB-TOTAL (FREDERIKSTED)	1,309	39	1,348
SUB-TOTAL (CHRISTIANSTED)	2,370	45	2,415
ABSENTEE PARTY VOTES	24	1	25
STRAIGHT PARTY VOTES	*	*	*
GRAND TOTAL	<u>3,698</u>	<u>85</u>	<u>3,783</u>

66	6	72
83	3	86
62	3	65
78	6	84
87	10	97
81	5	86
19	1	20
96	1	97
76	5	81
648	40	688
1,533	50	1,583
48	3	51
310	**	310
2,539	93	2,632

\* Did not run with a political party  
 \*\*There were no straight party votes tabulated at the Recanvass


Statistical Recapitulation of 1986 General Election Returns  
According to Polling Places, Continued

SENATORS, DISTRICT OF ST. CROIX

Christiansted Division

RICHARDS, RAYMOND (USIF)	(ICM)
GENERAL ELECTION 11/4/86	FINAL COUNT 1/8/87
COURT ORDERED RECANVASS OF: Spoiled Ballots	

<u>POLLING PLACES</u>			
St. Mary's School	57	2	59
D. Hamilton Jackson Terrace	95	7	102
Theodora Durbavin School (NO. I)	42	2	44
Theodora Durbavin School (NO. II)	35	1	36
Theodora Durbavin School (NO. III)	57	4	61
Elena Christian Junior High School (NO. I)	106	1	107
Elena Christian Junior High School (NO. II)	76	7	83
St. Croix Central High School (NO. I)	21	1	22
St. Croix Central High School (NO. II)	19	4	23
Pearl B. Larsen School (NO. I)	38	1	39
Pearl B. Larsen School (NO. II)	24	1	25
Pearl B. Larsen School (NO. III)	37	1	39
John F. Kennedy Project	73	6	79
Ralph De Chabert Project	67	1	68
Lew Muckle School (NO. I)	67	4	71
Lew Muckle School (NO. II)	99	3	102
Lew Muckle School (NO. III)	77	0	77
Charles H. Emanuel School (NO. I)	237	6	243
Charles H. Emanuel School (NO. II)	114	7	121
<u>SUB-TOTAL (CHRISTIANSTED)</u>	<u>1,341</u>	<u>60</u>	<u>1,401</u>



Statistical Recapitulation of 1986 General Election Returns  
According to Polling Places, Continued

Page 102.

SENATORS, DISTRICT OF ST. CROIX

Frederiksted Division

	RICHARDS, RAYMOND (USIE)	(TOM)
	GENERAL ELECTION 11/4/86	FINAL COUNT 1/8/87

POLLING PLACES

Claude O. Markoe School (NO. I)	76	6	82
Claude O. Markoe School (NO. II)	113	2	115
Claude O. Markoe School (NO. III)	109	14	123
Alexander Henderson School (NO. I)	121	11	132
Alexander Henderson School (NO. II)	138	6	144
Alexander Henderson School (NO. III)	161	6	167
Eulalie Rivera School (NO. I)	122	8	130
Eulalie Rivera School (NO. II)	102	0	102
St. Gerard's Hall	123	7	130

SUB-TOTAL (FREDERIKSTED)	1,065	60	1,125
SUB-TOTAL (CHRISTIANSTED)	1,341	60	1,401


ABSENTEE

STRAIGHT PARTY VOTES

GRAND TOTAL

	29	3	32
	129	**	129
	<u>2,564</u>	<u>123</u>	<u>2,687</u>

\*\* There were no straight party votes tabulated at the Recanvass



\* Statistical Recapitulation of 1986 General Election Returns  
According to Polling Places, Continued

DISTRICT OF ST. THOMAS-ST. JOHN

ISLAND OF ST. THOMAS

GOVERNOR AND LIEUTENANT GOVERNOR

BRYAN, ADELBERT M.)

SPRAUVE, DR. GILBERT S.)

for ICM and

for ICM

GOVERNOR

LIEUTENANT GOVERNOR

GENERAL ELECTION  
(Nov. 4, 1986)

RECOUNT  
(Nov. 22, 1986)

COURT ORDERED  
RECANVASS OF:  
Spoiled Ballots

FINAL TOTAL  
(Jan. 15, 1987)  
Recount plus (+)  
Spoiled Ballots

RUNOFF ELECTION  
(Nov. 18, 1986)

- POLLING PLACES
- Jefferson School Annex in CAHS YARD
  - Oswald Harris Court Community Center
  - Charlotte Amalie High School (CAFETERIA)
  - Winston Raymo Recreation Center (NORTH)
  - Winston Raymo Recreation Center (SOUTH)
  - Dober School (SOUTH)
  - Dober School (NORTH)
  - Evelyn Marcelli School
  - Frenchtown Kindergarten School
  - Charlotte Amalie High School (GYM - I)
  - Charlotte Amalie High School (GYM - II)
  - Joseph Gomez School (ROOM 10)
  - Joseph Gomez School (ROOM 7)
  - Joseph Gomez School (ROOM 6)
  - Joseph Gomez School (ROOM 5)
  - Joseph Gomez School (ROOM 4)
  - Joseph Gomez School (ROOM 3)
  - Joseph Gomez School (ROOM 2)
  - Ivarna Eudora Kean School (CAFETERIA)
  - Ivarna Eudora Kean School (GYMNASIUM)
  - Bertha C. Boschulte School (SECTION I)
  - Bertha C. Boschulte School (SECTION II)

152	142	4	146	145
170	162	8	170	189
99	100	5	105	118
116	116	5	121	181
174	170	4	174	125
142	143	8	151	171
170	167	0	167	197
179	175	3	178	208
116	117	2	119	122
102	103	1	104	116
78	77	3	80	83
211	208	7	215	224
157	157	6	163	184
184	181	8	189	194
146	136	9	145	166
160	163	9	172	178
183	181	8	189	210
166	174	5	179	198
55	55	0	55	67
50	50	3	53	63
155	158	6	164	155
136	136	3	139	149
<u>3,101</u>	<u>3,071</u>	<u>107</u>	<u>3,178</u>	<u>3,443</u>

# Statistical Recapitulation of 1986 General Election Returns  
According to Polling Places, Continued

DISTRICT OF ST. CROIX

Christianssted Division

BRYAN, ADELBERT M. )  
for )  
GOVERNOR )

10M

and

SPRAUVE, DR. GILBERT A. )  
for )  
LIEUTENANT GOVERNOR )

10M


GOVERNOR AND LIEUTENANT GOVERNOR

POLLING PLACES	GENERAL ELECTION	COURT ORDERED	FINAL COUNT	LIEUTENANT GOVERNOR
	(Nov. 4, 1986)	RECANVASS OF: Spoiled Ballots	(Jan. 8, 1987)	RUNOFF ELECTION (Nov. 18, 1986)
St. Mary's School	83	1	84	96
D. Hamilton Jackson Terrace	128	6	134	155
Theodora Dunbavin School (NO. I)	43	3	46	62
Theodora Dunbavin School (NO. II)	58	1	59	63
Theodora Dunbavin School (NO. III)	64	2	66	72
Elena Christian Junior High School (NO. I)	105	2	107	134
Elena Christian Junior High School (NO. II)	101	9	110	121
St. Croix Central High School (NO. I)	35	2	37	42
St. Croix Central High School (NO. II)	25	1	26	28
Pearl B. Larsen School (NO. I)	38	0	38	51
Pearl B. Larsen School (NO. II)	25	1	26	32
Pearl B. Larsen School (NO. III)	36	1	37	42
John F. Kennedy Project	93	7	100	111
Ralph De Chabert Project	93	0	93	106
Lew Muckle School (NO. I)	92	3	95	111
Lew Muckle School (NO. II)	119	5	124	163
Lew Muckle School (NO. III)	110	0	110	132
Charles H. Emanuel School (NO. I)	196	5	201	203
Charles H. Emanuel School (NO. II)	151	9	160	169
SUB-TOTAL (CHRISTIANSTED)	<u>1,595</u>	<u>58</u>	<u>1,653</u>	<u>1,893</u>



Statistical Recapitulation of 1986 General Election Returns  
According to Polling Places, Continued

Page 18.



POLLING PLACES	GOVERNOR AND LIEUTENANT GOVERNOR		COURT ORDERED RECAPVASS OF: Spoiled Ballots	LIEUTENANT GOVERNOR	
	GOVERNOR (Nov. 4, 1986)	LIEUTENANT GOVERNOR (Jan. 8, 1987)		GOVERNOR (Nov. 4, 1986)	LIEUTENANT GOVERNOR (Nov. 18, 1986)
Claude O. Markoe School (NO. I)	101	108	7	125	125
Claude O. Markoe School (NO. II)	145	145	0	145	145
Claude O. Markoe School (NO. III)	135	147	12	136	136
Alexander Henderson School (NO. I)	153	164	11	175	175
Alexander Henderson School (NO. II)	180	186	6	209	209
Alexander Henderson School (NO. III)	211	216	5	214	214
Eulalie Rivera School (NO. I)	170	177	7	184	184
Eulalie Rivera School (NO. II)	148	148	0	163	163
St. Gerard's Hall	151	156	5	179	179
SUB-TOTAL (FREDERIKSTED)	1,394	1,447	53	1,530	1,530
SUB-TOTAL (CHRISTIANSTED)	1,595	1,653	58	1,893	1,893
ABSENTEE	43	46	3	29	29
STRAIGHT PARTY VOTES	129	129	**	370	370
GRAND TOTAL	3,161	3,275	114	3,822	3,822

\*\* There were no straight party votes tabulated at the Recapvass



Statistical Recapitulation of 1986 General Election Returns  
According to Polling Places, Continued



DISTRICT OF ST. CROIX

Christiansted Division

GOVERNOR AND LIEUTENANT GOVERNOR

FARRELLY, ALEXANDER A. )

for

) DEMOCRAT

and

HODGE, DEREK M. )

for

) DEMOCRAT

POLLING PLACES

- St. Mary's School
- D. Hamilton Jackson Terrace
- Theodora Dunbavin School (NO. I)
- Theodora Dunbavin School (NO. II)
- Theodora Dunbavin School (NO. III)
- Elena Christian Junior High School (NO. I)
- Elena Christian Junior High School (NO. II)
- St. Croix Central High School (NO. I)
- St. Croix Central High School (NO. II)
- Pearl B. Larsen School (NO. I)
- Pearl B. Larsen School (NO. II)
- Pearl B. Larsen School (NO. III)
- John F. Kennedy Project
- Ralph De Chabert Project
- Lew Muckle School (NO. I)
- Lew Muckle School (NO. II)
- Lew Muckle School (NO. III)
- Charles H. Emanuel School (NO. I)
- Charles H. Emanuel School (NO. II)
- SUB-TOTAL (CHRISTIANSTED)

<u>POLLING PLACES</u>	<u>GOVERNOR</u>	<u>COURT ORDERED</u>	<u>FINAL COUNT</u>	<u>LIEUTENANT GOVERNOR</u>
	<u>GENERAL ELECTION</u> (Nov. 4, 1986)	<u>RECANVASS OF:</u> Spoiled Ballots	<u>(Jan. 8, 1987)</u>	<u>RUNOFF ELECTION</u> (Nov. 18, 1986)
St. Mary's School	135	12	147	192
D. Hamilton Jackson Terrace	143	9	152	209
Theodora Dunbavin School (NO. I)	156	4	160	233
Theodora Dunbavin School (NO. II)	166	8	174	262
Theodora Dunbavin School (NO. III)	169	4	173	288
Elena Christian Junior High School (NO. I)	210	10	220	339
Elena Christian Junior High School (NO. II)	181	10	191	325
St. Croix Central High School (NO. I)	74	0	74	188
St. Croix Central High School (NO. II)	57	4	61	248
Pearl B. Larsen School (NO. I)	211	0	211	297
Pearl B. Larsen School (NO. II)	248	10	258	334
Pearl B. Larsen School (NO. III)	242	2	244	300
John F. Kennedy Project	125	14	139	209
Ralph De Chabert Project	50	8	58	99
Lew Muckle School (NO. I)	148	10	158	269
Lew Muckle School (NO. II)	145	6	151	277
Lew Muckle School (NO. III)	123	1	124	237
Charles H. Emanuel School (NO. I)	134	7	141	302
Charles H. Emanuel School (NO. II)	130	11	141	269
SUB-TOTAL (CHRISTIANSTED)	2,847	130	2,977	4,877

Statistical Recapitulation of 1986 General Election Returns  
According to Polling Places, Continued

DISTRICT OF ST. CROIX

Frederiksted Division

GOVERNOR AND LIEUTENANT GOVERNOR  
FARRELLY, ALEXANDER A. )  
for )  
DEMOCRAT and )

HODGE, DEREK M.)  
for )  
DEMOCRAT )

POLLING PLACES

- Claude O. Markoe School (NO. I)
- Claude O. Markoe School (NO. II)
- Claude O. Markoe School (NO. III)
- Alexander Henderson School (NO. I)
- Alexander Henderson School (NO. II)
- Alexander Henderson School (NO. III)
- Eulalie Rivera School (NO. I)
- Eulalie Rivera School (NO. II)
- St. Gerard's Hall

- SUB-TOTAL (FREDERIKSTED)
- SUB-TOTAL (CHRISTIANSTED)
- ABSENTEE
- STRAIGHT PARTY VOTES
- GRAND TOTAL

	GENERAL ELECTION (Nov. 4, 1986)		COURT ORDERED RECANVASS OF: Spoiled Ballots	FINAL COUNT (Jan. 8, 1987)	LIEUTENANT GOVERNOR	
	GOVERNOR	DEMOCRAT			GOVERNOR	DEMOCRAT
Claude O. Markoe School (NO. I)	102	)	10	112	193	)
Claude O. Markoe School (NO. II)	132	)	0	132	213	)
Claude O. Markoe School (NO. III)	129	)	6	135	213	)
Alexander Henderson School (NO. I)	130	)	9	139	197	)
Alexander Henderson School (NO. II)	156	)	15	171	239	)
Alexander Henderson School (NO. III)	152	)	2	154	253	)
Eulalie Rivera School (NO. I)	150	)	8	158	209	)
Eulalie Rivera School (NO. II)	99	)	0	99	158	)
St. Gerard's Hall	130	)	6	136	185	)
SUB-TOTAL (FREDERIKSTED)	1,180	)	56	1,236	1,860	)
SUB-TOTAL (CHRISTIANSTED)	2,847	)	130	2,977	4,877	)
ABSENTEE	63	)	7	70	94	)
STRAIGHT PARTY VOTES	310	)	**	310	872	)
GRAND TOTAL	4,400	)	193	4,593	7,703	)

\*\* There were no straight party votes tabulated at the Recanvass