

**VIRGIN ISLANDS ELECTION SYSTEM**  
**P.O. Box 6038, Charlotte Amalie, U.S. Virgin Islands 00804-6038**

<b>TO: SUPERVISOR OF ELECTIONS</b>					
<b>FROM: BOARD OF ELECTIONS, ST. THOMAS-ST. JOHN DISTRICT</b>					
Please be advised that the Board of Elections of St. Thomas-St. John has completed it's duties insofar as the tabulation of votes cast at the <b>GENERAL ELECTION of November 2, 2010</b> . All write-ins, and absentee and eligible provisional ballots have been counted. The results are as follows:					
<u><b>2010 General Election Results</b></u>					
<b>GOVERNOR/LT. GOVERNOR</b>		<b>AT POLLS</b>	<b>ABSENTEE</b>	<b>PROVI-SIONAL</b>	<b>TOTAL</b>
1. John P. de Jongh, Jr./ Gregory R. Francis		9029	626	15	9670
2. Kenneth E. Mapp/Malik Sekou		6268	275	9	6552
<b>WRITE-INS</b>					
Cassius Rawlins/Albert Francis	2	Humphrey Brooks		1	
Carl (Hero) Gumbs/Austin (Cando) Rogers	1	Mario A Francis		1	
Terrence Nelson	1	Adlah Donastorg		1	
Ainsley Lake	1	U.S. Navy		1	
Sen. Nelly F. O'Reilly	1	None of the above		1	
Donastorg-Baptiste	3	Terrence "Positive" Nelson		1	
Guy Benjamin	1				
Barack Obama	1				
Adlah Foncie Donarstorg	2				
Donastorg	1				
Calvin H.	1				
Almighty God	1				
<b>SENATOR AT LARGE</b>					
3. Alecia M. Wells		3535	227	10	3772
4. Craig W. Barshinger		6047	407	7	6461
5. Lorelei Monsanto		3217	183	6	3406
<b>WRITE-INS</b>					
Ronnie Jones	2				
Cyril King	1				
Amoi Challenger	1				
Cleone Creque	1				

General Election Results Certification, cont'd.

Page 2.

Nov.2, 2010

SENATOR, ST. THOMAS-ST. JOHN DISTRICT		AT POLLS	ABSENTEE	PROVI-SIONAL	TOTAL
6. Paul Alexander		3009	66	1	3076
7. Lt. Joseph "Wojo" Gumbs		1407	49	4	1460
8. Patrick Simeon Sprauve		5568	363	9	5940
9. Wayne "Facts Man" Adams		1460	53	3	1516
10. Tregenza A. Roach		4259	217	7	4483
11. Stephen "Smokey" Frett		2853	156	7	3016
12. Delores Todman		1074	58	4	1136
13. Celestino A. White , Sr.		6322	397	7	6726
14. Lisa M. Williams		4580	159	8	4747
15. Shawn-Michael Malone		8296	531	12	8839
16. Bishop Darryl Williams		1480	75	4	1559
17. Janette Millin Young		7584	502	11	8097
18. Alvin Williams		6187	334	6	6527
19. Elvin R. Fahie, Sr.		1072	72	3	1147
20. Carlton "Ital" Dowe		7642	522	9	8173
21. Rapheal" Raphy" Corneiro		707	55	2	764
22. Shirley M. Sadler		1844	82	3	1929
23. Louis Patrick Hill		7090	397	9	7496
24. Horace T. Brooks		3407	125	4	3536
25. Dwane A. Callwood		3123	164	8	3295
26. Clarence Payne		5197	309	10	5516
<b>WRITE-INS:</b>					
Lorita Lovebush Pidenn	2	Clifton DeVal Boyd	1		
Louri Lynn Throgmorton	1	Simeon Caines	1		
Simon Caines	7	Jennet Mellma	1		
Adlah Donastorg	4	Alan D. Smith	1		
George Blackhall	1	Dalma Simond	1		
Kumba Leba	1	Simon K. Caines	1		
A. Donastorg	1	Frank Brittihahan	1		
Russell Cills	1	Nellie O'Reilly	1		
Ronnie Jones	1	Judy Fricks	1		
Barbara Peterson	1	Grocho	1		
Max Mangoose	1	Scott Martin	1		
		Love Bush	1		
		Niko Webster	1		
		Julian de Jongh	1		

General Election Results Certification, cont'd.

Page 3.

Nov.2, 2010

**DELEGATE-HOUSE OF REPRESENTATIVES**

	AT POLLS	ABSENTEE	PROVI-SIONAL	TOTAL
1. Vincent Emile Danet	1321	60	3	1384
2. Donna M. Christensen	9401	676	18	10095
3. Atty. Jefferey Moorhead	1737	136	4	1877
4. Guillaume Mimoun	260	18	0	278

**WRITE -INS:**

Vincent Frazer	1	Cletus Emmanuel	1
Scott Martin	1	Annett Parrot	1
Ainsley Lake	1	Jeffrey Morrhead	1
Tregenza Roach	1	Mario A. Francis	1

**BOARD OF ELECTIONS, ST. THOMAS-ST. JOHN DISTRICT**

1. Wilma Marsh Monsanto	5086	393	7	5486
2. Lydia Hendricks	3443	297	8	3748
3. Claudette Georges	3625	401	12	4038
4. Albion Lambertis	1731	153	5	1889

**WRITE-INS: St. Thomas**

Wilma Marsh Monsanto	1
Tregenza Roach	2
Toya Andrew	1
Krim Ballentine	1
Vernon L. Ryan	2

**BOARD OF ELECTIONS, ST. THOMAS-ST. JOHN DISTRICT (ISLAND OF ST.JOHN)**

1. Harry A. Daniel	5709	312	14	6035
--------------------	------	-----	----	------

**WRITE-INS: St.John**

Cheryl Boynes Jackson	1	Ronnie Jones	1
James Gardner	1	Cleone H. Creque	1
Barbara Dalmida Thompson	1	Alecia M. Wells	1
Ivy Moses	1	Frank Brittihahan	1
Kelan Moses	1		
Leona Thomas	1		





General Election Results Certification, cont'd.

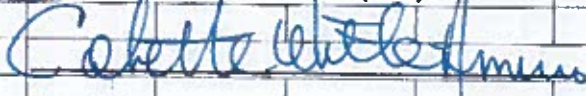
Page 4.


Nov.2, 2010

Certified by members, Board of Elections of St. Thomas/St. John as follows:

  
Chairman, Board of Elections, STT/STJ

  
Vice Chairman, Board of Elections, STT/STJ



  
✓

Dated: 17 November 2010

Number of Eligible Voters	26,688
At Poll Votes	16,205
Absentee Votes	916
Provisional Votes	30
Total Voter turn-out	17,151
Percentage (%) turn-out	64.26%