

**Statistics**

TOTAL

Registered Voters - Democrat	34,697
Ballots Cast - Democrat	7,064
Ballots Cast - Blank	13
Voter Turnout - Democrat	20.36%

**DEM GOVERNOR & LIEUTENANT GOVERNOR**

Vote For 1

TOTAL VOTE %

Albert Bryan Jr.	4,269	65.04%	
Kent Bernier Sr.	2,255	34.35%	
Write-In Totals	40	0.61%	
Total Votes Cast	6,564	100.00%	

**DEM LEGISLATURE OF THE VIRGIN ISLANDS AT-LARGE**

Vote For 1












TOTAL VOTE %

Angel Bolques Jr.	3,777	77.22%	
Steven D. Payne Sr.	1,067	21.82%	
Write-In Totals	47	0.96%	
Total Votes Cast	4,891	100.00%	

**DEM LEGISLATURE OF THE VIRGIN ISLANDS ST. CROIX**

Vote For 7

TOTAL VOTE %

Kenneth Kenny Gittens	1,771	14.23%	
Novelle E Francis, Jr.	1,732	13.92%	
Marise C. James	1,693	13.60%	
Diane T. Capehart	1,477	11.87%	
Nemmy Williams Jackson	1,296	10.41%	
Javan E. James	1,241	9.97%	
Genevieve Whitaker	1,229	9.88%	
Hubert L. Frederick	1,220	9.80%	
Troy C. Williams	751	6.04%	
Write-In Totals	34	0.27%	
Total Votes Cast	12,444	100.00%	

DEM LEGISLATURE OF THE VIRGIN ISLANDS ST. THOMAS / ST. JOHN

Vote For 7

	TOTAL	VOTE %	
Donna Frett-Gregory	2,211	17.03%	<div style="width: 17.03%;"></div>
Milton E. Potter	2,141	16.49%	<div style="width: 16.49%;"></div>
Carla Joseph	1,656	12.76%	<div style="width: 12.76%;"></div>
Marvin A. Blyden	1,631	12.56%	<div style="width: 12.56%;"></div>
Joel S. Browne Connors	1,105	8.51%	<div style="width: 8.51%;"></div>
Lawrence Boschulte	1,095	8.43%	<div style="width: 8.43%;"></div>
Ray Fonseca	1,095	8.43%	<div style="width: 8.43%;"></div>
Shenelle Fina Francis	995	7.66%	<div style="width: 7.66%;"></div>
Ke'Shawn K. J. Louis	599	4.61%	<div style="width: 4.61%;"></div>
Teofilo Ciprian	371	2.86%	<div style="width: 2.86%;"></div>
Write-In Totals	83	0.64%	<div style="width: 0.64%;"></div>
<b>Total Votes Cast</b>	<b>12,982</b>	<b>100.00%</b>	<div style="width: 100%;"></div>

DEM BOARD OF EDUCATION - STX ST. CROIX

Vote For 2

	TOTAL	VOTE %	
Winona A. Hendricks	1,252	34.40%	<div style="width: 34.40%;"></div>
Terrence T. Joseph	1,235	33.93%	<div style="width: 33.93%;"></div>
Denis Lynch II	1,141	31.35%	<div style="width: 31.35%;"></div>
Write-In Totals	12	0.33%	<div style="width: 0.33%;"></div>
<b>Total Votes Cast</b>	<b>3,640</b>	<b>100.00%</b>	<div style="width: 100%;"></div>

DEM BOARD OF EDUCATION - STT/STJ ST. THOMAS / ST. JOHN

Vote For 2

	TOTAL	VOTE %	
Judy M. Gomez	2,057	48.15%	<div style="width: 48.15%;"></div>
Arah C. Lockhart	1,343	31.44%	<div style="width: 31.44%;"></div>
Dr. Leonard Richardson	852	19.94%	<div style="width: 19.94%;"></div>
Write-In Totals	20	0.47%	<div style="width: 0.47%;"></div>
<b>Total Votes Cast</b>	<b>4,272</b>	<b>100.00%</b>	<div style="width: 100%;"></div>





DEM BOARD OF ELECTIONS - STX ST. CROIX

Vote For 3

	TOTAL	VOTE %	
Raymond J. Williams	1,432	34.18%	<div style="width: 34.18%;"></div>
Florine Audain Hassell	1,022	24.40%	<div style="width: 24.40%;"></div>
Kareem T. Francis	912	21.77%	<div style="width: 21.77%;"></div>
Franz Buffy Christian	813	19.41%	<div style="width: 19.41%;"></div>
Write-In Totals	10	0.24%	<div style="width: 0.24%;"></div>
<b>Total Votes Cast</b>	<b>4,189</b>	<b>100.00%</b>	<div style="width: 100%;"></div>






DEM BOARD OF ELECTIONS - STT ST. THOMAS / ST. JOHN

Vote For 1

	TOTAL	VOTE %	
Atanya Springette	1,113	62.35%	
Delekeh D. Callwood	654	36.64%	
Write-In Totals	18	1.01%	
Total Votes Cast	1,785	100.00%	






DEM STATE CHAIR

Vote For 1

	TOTAL	VOTE %	
Stedmann Hodge Jr.	1,948	42.07%	
Riise E. S. Richards	1,442	31.14%	
Cecil R. Benjamin	1,229	26.54%	
Write-In Totals	11	0.24%	
Total Votes Cast	4,630	100.00%	

DEM DISTRICT CHAIR ST. THOMAS / ST. JOHN

Vote For 1

	TOTAL	VOTE %	
Barbara A. Petersen	1,044	40.64%	
Edgar "Baker" Phillips	862	33.55%	
Randolph N. Bennett	654	25.46%	
Write-In Totals	9	0.35%	
Total Votes Cast	2,569	100.00%	

DEM TERRITORIAL COMMITTEE AT LARGE

Vote For 16

	TOTAL	VOTE %	
Carol M. Burke	2,027	9.06%	<div style="width: 9.06%;"></div>
Riise E. S. Richards	1,852	8.28%	<div style="width: 8.28%;"></div>
Barbara A. Petersen	1,770	7.92%	<div style="width: 7.92%;"></div>
Sandra L. Setorie	1,381	6.18%	<div style="width: 6.18%;"></div>
Florine Audain Hassell	1,211	5.42%	<div style="width: 5.42%;"></div>
Jonathan P. Tucker Jr.	1,128	5.04%	<div style="width: 5.04%;"></div>
Sandra Thomas-Mason	1,127	5.04%	<div style="width: 5.04%;"></div>
Atanya Springette	1,079	4.83%	<div style="width: 4.83%;"></div>
Chaneel Callwood	1,055	4.72%	<div style="width: 4.72%;"></div>
Africah Harrigan	1,050	4.70%	<div style="width: 4.70%;"></div>
Eduardo Butch Corneiro	979	4.38%	<div style="width: 4.38%;"></div>
Rudolph "Tony" Greene	909	4.06%	<div style="width: 4.06%;"></div>
Deborah C. Johnson	848	3.79%	<div style="width: 3.79%;"></div>
Jeannette K. Guzman	834	3.73%	<div style="width: 3.73%;"></div>
Karen Chancellor	824	3.68%	<div style="width: 3.68%;"></div>
Delekah D. Callwood	798	3.57%	<div style="width: 3.57%;"></div>
Heather Proctor	772	3.45%	<div style="width: 3.45%;"></div>
Doris V. Bedminster	747	3.34%	<div style="width: 3.34%;"></div>
Olivere P. Wade	541	2.42%	<div style="width: 2.42%;"></div>
Abbele J. Bakr	496	2.22%	<div style="width: 2.22%;"></div>
Rajesh Persad	482	2.16%	<div style="width: 2.16%;"></div>
Bhagwandeem Persad	377	1.69%	<div style="width: 1.69%;"></div>
Write-In Totals	75	0.34%	<div style="width: 0.34%;"></div>
<b>Total Votes Cast</b>	<b>22,362</b>	<b>100.00%</b>	<div style="width: 100%;"></div>













DEM TERRITORIAL COMMITTEE DISTRICT STX ST. CROIX

Vote For 6

	TOTAL	VOTE %	
Carolyn M. Burke	974	16.33%	<div style="width: 16.33%;"></div>
Sonia L. Boyce	941	15.78%	<div style="width: 15.78%;"></div>
Shomari A.C. Moorehead	855	14.34%	<div style="width: 14.34%;"></div>
Cecil R. Benjamin	854	14.32%	<div style="width: 14.32%;"></div>
Deborah C. Johnson	696	11.67%	<div style="width: 11.67%;"></div>
Ashley D. Scotland	642	10.76%	<div style="width: 10.76%;"></div>
Jaynae Edney	555	9.31%	<div style="width: 9.31%;"></div>
Ingrid Rissing	432	7.24%	<div style="width: 7.24%;"></div>
Write-In Totals	15	0.25%	<div style="width: 0.25%;"></div>
<b>Total Votes Cast</b>	<b>5,964</b>	<b>100.00%</b>	<div style="width: 100%;"></div>

DEM TERRITORIAL COMMITTEE DISTRICT STT/STJ ST. THOMAS / ST. JOHN

Vote For 8

	TOTAL	VOTE %	
Kyza A. Callwood	1,275	16.02%	
Riise E. S. Richards	1,157	14.54%	
Elma Brathwaite-Curtis	1,004	12.61%	
Edgar "Baker" Phillips	842	10.58%	
Sandra Thomas-Mason	727	9.13%	
Atanya Springette	707	8.88%	
Chaneel Callwood	646	8.12%	
Africah Harrigan	615	7.73%	
Doris V. Bedminster	482	6.06%	
Colette Jones	274	3.44%	
Olivere P. Wade	172	2.16%	
Write-In Totals	59	0.74%	
Total Votes Cast	7,960	100.00%	