

STT/STJ Election Summary Results Report
 PRIMARY ELECTION 2022
 August 6, 2022





OFFICIAL RESULTS

U.S. Virgin Islands

Statistics	TOTAL
Registered Voters - Democrat	17,759
Ballots Cast - Democrat	3,680
Voter Turnout - Democrat	20.72%





DEM GOVERNOR & LIEUTENANT GOVERNOR

Vote For 1

	TOTAL	VOTE %	
Albert Bryan Jr.	2,613	75.54%	
Kent Bernier Sr.	823	23.79%	
Write-In Totals	23	0.66%	
Total Votes Cast	3,459	100.00%	













DEM LEGISLATURE OF THE VIRGIN ISLANDS AT-LARGE

Vote For 1

	TOTAL	VOTE %	
Angel Bolques Jr.	1,984	75.47%	
Steven D. Payne Sr.	608	23.13%	
Write-In Totals	37	1.41%	
Total Votes Cast	2,629	100.00%	






DEM LEGISLATURE OF THE VIRGIN ISLANDS ST. THOMAS / ST. JOHN

Vote For 7

	TOTAL	VOTE %	
Donna Frett-Gregory	2,211	17.03%	
Milton E. Potter	2,141	16.49%	
Carla Joseph	1,656	12.76%	
Marvin A. Blyden	1,631	12.56%	
Joel S. Browne Connors	1,105	8.51%	
Lawrence Boschulte	1,095	8.43%	
Ray Fonseca	1,095	8.43%	
Shenelle Fina Francis	995	7.66%	
Ke'Shawn K. J. Louis	599	4.61%	
Teofilo Ciprian	371	2.86%	
Write-In Totals	83	0.64%	
Total Votes Cast	12,982	100.00%	





DEM BOARD OF EDUCATION - STT/STJ ST. THOMAS / ST. JOHN

Vote For 2

	TOTAL	VOTE %	
Judy M. Gomez	2,057	48.15%	
Arah C. Lockhart	1,343	31.44%	
Dr. Leonard Richardson	852	19.94%	
Write-In Totals	20	0.47%	
Total Votes Cast	4,272	100.00%	






DEM BOARD OF ELECTIONS - STT ST. THOMAS / ST. JOHN

Vote For 1

	TOTAL	VOTE %	
Atanya Springette	1,113	62.35%	
Delekah D. Callwood	654	36.64%	
Write-In Totals	18	1.01%	
Total Votes Cast	1,785	100.00%	






DEM STATE CHAIR

Vote For 1

	TOTAL	VOTE %	
Stedmann Hodge Jr.	1,395	51.74%	
Riise E. S. Richards	985	36.54%	
Cecil R. Benjamin	308	11.42%	
Write-In Totals	8	0.30%	
Total Votes Cast	2,696	100.00%	

DEM DISTRICT CHAIR ST. THOMAS / ST. JOHN

Vote For 1

	TOTAL	VOTE %	
Barbara A. Petersen	1,044	40.64%	
Edgar "Baker" Phillips	862	33.55%	
Randolph N. Bennett	654	25.46%	
Write-In Totals	9	0.35%	
Total Votes Cast	2,569	100.00%	

STT/STJ Election Summary Results Report
 PRIMARY ELECTION 2022
 August 6, 2022

OFFICIAL RESULTS

U.S. Virgin Islands

DEM TERRITORIAL COMMITTEE AT LARGE

Vote For 16

	TOTAL	VOTE %	
Riise E. S. Richards	1,348	10.34%	<div style="width: 10.34%;"></div>
Barbara A. Petersen	1,122	8.60%	<div style="width: 8.60%;"></div>
Carol M. Burke	979	7.51%	<div style="width: 7.51%;"></div>
Jonathan P. Tucker Jr.	884	6.78%	<div style="width: 6.78%;"></div>
Atanya Springette	870	6.67%	<div style="width: 6.67%;"></div>
Sandra Thomas-Mason	812	6.23%	<div style="width: 6.23%;"></div>
Chaneel Callwood	784	6.01%	<div style="width: 6.01%;"></div>
Eduardo Butch Corneiro	725	5.56%	<div style="width: 5.56%;"></div>
Africah Harrigan	707	5.42%	<div style="width: 5.42%;"></div>
Rudolph "Tony" Greene	633	4.85%	<div style="width: 4.85%;"></div>
Sandra L. Setorie	593	4.55%	<div style="width: 4.55%;"></div>
Delekeh D. Callwood	556	4.26%	<div style="width: 4.26%;"></div>
Doris V. Bedminster	512	3.93%	<div style="width: 3.93%;"></div>
Florine Audain Hassell	461	3.54%	<div style="width: 3.54%;"></div>
Jeannette K. Guzman	318	2.44%	<div style="width: 2.44%;"></div>
Heather Proctor	296	2.27%	<div style="width: 2.27%;"></div>
Deborah C. Johnson	292	2.24%	<div style="width: 2.24%;"></div>
Olivere P. Wade	256	1.96%	<div style="width: 1.96%;"></div>
Karen Chancellor	250	1.92%	<div style="width: 1.92%;"></div>
Rajesh Persad	225	1.73%	<div style="width: 1.73%;"></div>
Bhagwandeem Persad	191	1.46%	<div style="width: 1.46%;"></div>
Abbelle J. Bakr	172	1.32%	<div style="width: 1.32%;"></div>
Write-In Totals	53	0.41%	<div style="width: 0.41%;"></div>
Total Votes Cast	13,039	100.00%	<div style="width: 100.00%;"></div>

DEM TERRITORIAL COMMITTEE DISTRICT STT/STJ ST. THOMAS / ST. JOHN

Vote For 8

	TOTAL	VOTE %	
Kyza A. Callwood	1,275	16.02%	<div style="width: 16.02%;"></div>
Riise E. S. Richards	1,157	14.54%	<div style="width: 14.54%;"></div>
Elma Brathwaite-Curtis	1,004	12.61%	<div style="width: 12.61%;"></div>
Edgar "Baker" Phillips	842	10.58%	<div style="width: 10.58%;"></div>
Sandra Thomas-Mason	727	9.13%	<div style="width: 9.13%;"></div>
Atanya Springette	707	8.88%	<div style="width: 8.88%;"></div>
Chaneel Callwood	646	8.12%	<div style="width: 8.12%;"></div>
Africah Harrigan	615	7.73%	<div style="width: 7.73%;"></div>
Doris V. Bedminster	482	6.06%	<div style="width: 6.06%;"></div>
Colette Jones	274	3.44%	<div style="width: 3.44%;"></div>
Olivere P. Wade	172	2.16%	<div style="width: 2.16%;"></div>
Write-In Totals	59	0.74%	<div style="width: 0.74%;"></div>
Total Votes Cast	7,960	100.00%	<div style="width: 100.00%;"></div>